

AMSTERDAM EXCHANGES INDEX

ISIN: NL0000000107 WKN: -

Overview

2024/05/03 18:05:02

Price

887.44 EURDifference  0.99% (8.73)

General attributes

ISIN NL0000000107

Symbol -

Country Netherlands

Instruments in index 25

Type of index Price Index

Security type Index

Market data

Open 881.80 EUR

High 889.77 EUR

Low 881.80 EUR

Close (prev. day) 878.71 EUR

Trading volume (m) 58,416,786

Volume (pcs) 1,871,389,472




5Y



Information about previous performance does not guarantee future performance.











Source: FactSet

Top 5

Name 	Price	+ - (%)	Trend 
BE SEMICON...	125.35	+4.11	
UNIVERSAL ...	28.92	+3.62	
ASML HOLDI...	835.90	+3.02	
ASM INTERN...	598.80	+2.92	
ADYEN NV	1,154.80	+2.30	

Intraday **1W** 1M 6m 1Y 3Y

Recent research

on market		
Date	Headline	Download
2024/05/03	 Week Ahead	
2024/05/02	 FX markets reflect uncertain interest rate outlook	
2024/04/30	 Credit Markets Weekly	
2024/04/26	 Week Ahead	
2024/04/26	 Global Equity Ratings	

Flop 5

Name 	Price	+ - (%) 	Trend 
SHELL PLC	33.475	-0.81	
KONINKLIJK...	3.356	-0.50	
ASR NEDERL...	46.49	-0.36	
HEINEKEN N...	90.38	-0.22	
KONINKLIJK...	28.10	-0.14	

Intraday 1W 1M 6m 1Y 3Y

Futures and Options

Related Futures -

Related Options -

Details

2024/05/03 18:05:02

Price

887.44 EUR

Difference



0.99% (8.73)

General attributes

ISIN NL0000000107

Symbol -

Country Netherlands

Security type Index

Instruments in index 25

Market data

Open 881.80 EUR

High 889.77 EUR

Low 881.80 EUR

Close (prev. day) 878.71 EUR

Trading volume (m) 58,416,786

Volume (pcs) 1,871,389,472

Performance and Risk

	6m	1Y	3Y
Perf (%)	+20.53%	+19.24%	+24.62%
Perf (abs.)	+151.13	+143.20	+175.31
Beta	-	-	-
Volatility	10.26	11.22	16.52



5Y

Information about previous performance does not guarantee future performance.
Source: FactSet

Price data

Ø price 5 days Ø volume 5 days (pcs.)	881.98 EUR (60,992,728)
Ø price 30 days Ø volume 30 days (pcs.)	877.46 EUR (55,515,319)
Ø price 100 days Ø volume 100 days (pcs.)	836.15 EUR (59,501,529)
Ø price 250 days Ø volume 250 days (pcs.)	786.02 EUR (57,675,014)
YTD High date	894.52 EUR (2024/04/12)
YTD Low date	766.66 EUR (2024/01/17)
52 Weeks High date	894.52 EUR (2024/04/12)
52 Weeks Low date	711.69 EUR (2023/10/23)

Composition

Name  ISIN	Price	Diff %  Diff +/-	Performance 	Date Time	Turnover Pc.  Turnover Money 
ABN AMRO BANK N.V. DR EAC... NL0011540547	15.535	0.65% 0.10		24/05/03 17:35:14	3,779,099 58,866,454.00
ADYEN NV NL0012969182	1,154.80	2.30% 26.00		24/05/03 17:39:04	81,495 93,749,907.00
AEGON N.V. BMG0112X1056	5.882	0.41% 0.02		24/05/03 17:35:06	4,842,031 28,200,721.00
AKZO NOBEL N.V. NL0013267909	62.92	2.01% 1.24		24/05/03 17:35:35	672,916 42,336,151.00
ARCELORMITTAL S.A. LU1598757687	24.30	-0.12% -0.03		24/05/03 17:35:05	1,802,852 43,969,632.00
ASM INTERNATIONAL N.V. NL0000334118	598.80	2.92% 17.00		24/05/03 17:35:23	123,624 73,516,082.00
ASML HOLDING N.V. NL0010273215	835.90	3.02% 24.50		24/05/03 17:38:13	434,464 360,291,106.00
ASR NEDERLAND N.V. NL0011872643	46.49	-0.36% -0.17		24/05/03 17:35:15	331,520 15,450,133.00
BE SEMICONDUCTOR INDUSTRI... NL0012866412	125.35	4.11% 4.95		24/05/03 17:35:19	465,655 57,767,069.00
DSM-FIRMENICH AG CH1216478797	104.60	0.82% 0.85		24/05/03 17:37:05	598,228 62,424,832.00
EXOR NV NL0012059018	103.60	0.97% 1.00		24/05/03 17:35:08	133,451 13,760,222.00
HEINEKEN N.V. NL0000009165	90.38	-0.22% -0.20		24/05/03 17:35:22	292,801 26,506,005.00
IMCD N.V. NL0010801007	140.75	0.18% 0.25		24/05/03 17:35:01	102,464 14,435,107.00
ING GROEP N.V. NL0011821202	15.898	0.57% 0.09		24/05/03 17:39:23	13,097,295 208,273,529.00
KONINKLIJKE AHOLD DELHAIZ... NL0011794037	28.10	-0.14% -0.04		24/05/03 17:35:19	1,575,829 44,344,809.00
KONINKLIJKE KPN NV NL0000009082	3.356	-0.50% -0.02		24/05/03 17:35:09	12,119,120 40,673,657.00
KONINKLIJKE PHILIPS NV NL0000009538	25.04	0.08% 0.02		24/05/03 17:35:00	2,875,416 71,758,344.00
NN GROUP N.V. NL0010773842	43.15	0.07% 0.03		24/05/03 17:35:11	618,029 26,593,527.00
PROSUS N.V. NL0013654783	33.25	1.71% 0.56		24/05/03 17:36:31	3,865,703 128,777,831.00
RANDSTAD N.V. NL0000379121	46.70	0.39% 0.18		24/05/03 17:35:27	436,738 20,438,578.00
RELX PLC GB00B2B0DG97	39.10	1.98% 0.76		24/05/03 17:35:45	828,976 32,384,062.00
SHELL PLC GB00BP6MXD84	33.475	-0.81% -0.28		24/05/03 17:35:27	5,779,215 194,103,028.00
UNILEVER PLC GB00B10RZP78	48.80	-0.02% -0.01		24/05/03 17:38:37	1,080,584 52,705,350.00
UNIVERSAL MUSIC GROUP B.V... NL0015000IY2	28.92	3.62% 1.01		24/05/03 17:37:36	1,554,071 44,733,261.00
WOLTERS KLUWER NV NL0000395903	143.60	2.02% 2.85		24/05/03 17:37:36	570,746 81,641,262.00