

## AMSTERDAM EXCHANGES INDEX

ISIN: NL0000000107 WKN: -

## Overview

2024/04/26 18:05:02

Price

882.63 EUR

Difference  1.42% (12.36)

## General attributes

ISIN NL0000000107

Symbol -

Country Netherlands

Instruments in index 25

Type of index Price Index

Security type Index

## Market data

Open 876.43 EUR

High 884.78 EUR

Low 876.37 EUR

Close (prev. day) 870.27 EUR

Trading volume (m) 53,024,402

Volume (pcs) 2,177,972,994





5Y



Information about previous performance does not guarantee future performance.

Source: FactSet

## Top 5

| Name  | Price  | + - (%)  | Trend  |
|--|--------|---|---|
| ASM INTERN...  | 623.80 | +7.26   |        |
| ASML HOLDI...  | 858.80 | +3.22   |        |
| PROSUS N.V...  | 31.625 | +2.65   |        |
| DSM-FIRMEN...  | 105.30 | +2.53   |        |
| KONINKLIJK...  | 19.745 | +2.49   |        |

Intraday 1W 1M 6m 1Y 3Y

## Flop 5

| Name  | Price  | + - (%)  | Trend  |
|--|--------|---|---|
| IMCD N.V.  | 141.70 | -4.90   |        |
| BE SEMICON...  | 130.40 | -4.12   |        |
| HEINEKEN N...  | 91.40  | -1.51   |        |
| KONINKLIJK...  | 3.426  | -0.29   |        |
| NN GROUP N...  | 43.15  | -0.19   |        |

Intraday 1W 1M 6m 1Y 3Y

## Recent research

on market

| Date       | Headline  | Download  |
|------------|---|--|
| 2024/04/26 |  Week Ahead            |           |
| 2024/04/26 |  Global Equity Ratings |           |
| 2024/04/24 |  Credit Markets Weekly |           |
| 2024/04/19 |  Week Ahead            |           |
| 2024/04/17 |  Credit Markets Weekly |           |

**Futures and Options**

**Related Futures** -

**Related Options** -

## Details

2024/04/26 18:05:02

Price

**882.63** EUR

Difference



1.42% (12.36)

## General attributes

ISIN NL0000000107

Symbol -

Country Netherlands

Security type Index

Instruments in index 25

## Market data

Open 876.43 EUR

High 884.78 EUR

Low 876.37 EUR

Close (prev. day) 870.27 EUR

Trading volume (m) 53,024,402

Volume (pcs) 2,177,972,994

## Performance and Risk

|             | 6m      | 1Y      | 3Y      |
|-------------|---------|---------|---------|
| Perf (%)    | +20.50% | +15.20% | +21.59% |
| Perf (abs.) | +148.03 | +114.82 | +154.50 |
| Beta        | -       | -       | -       |
| Volatility  | 10.33   | 11.30   | 16.54   |



5Y

Information about previous performance does not guarantee future performance.

Source: FactSet

## Price data

|   |                         |
|---|-------------------------|
| Ø price 5 days   Ø volume 5 days (pcs.)     | 869.12 EUR (62,230,694) |
| Ø price 30 days   Ø volume 30 days (pcs.)   | 873.31 EUR (59,226,322) |
| Ø price 100 days   Ø volume 100 days (pcs.) | 830.74 EUR (59,251,535) |
| Ø price 250 days   Ø volume 250 days (pcs.) | 783.38 EUR (57,661,448) |
| YTD High   date                             | 894.52 EUR (2024/04/12) |
| YTD Low   date                              | 766.66 EUR (2024/01/17) |
| 52 Weeks High   date                        | 894.52 EUR (2024/04/12) |
| 52 Weeks Low   date                         | 711.69 EUR (2023/10/23) |

## Composition

| Name <br>ISIN | Price    | Diff % <br>Diff +/- | Performance  | Date<br>Time         | Turnover Pc. <br>Turnover Money  |
|--|----------|--|---|----------------------|--|
| ABN AMRO BANK N.V. DR EAC...<br>NL0011540547   | 15.21    | 1.50%<br>0.23  |                | 24/04/26<br>17:35:02 | 3,322,127<br>50,477,674.00   |
| ADYEN NV<br>NL0012969182   | 1,179.60 | 1.95%<br>22.60   |                | 24/04/26<br>17:37:30 | 191,500<br>226,760,550.00  |
| AEGON N.V.<br>BMG0112X1056   | 5.82     | 1.61%<br>0.09  |                | 24/04/26<br>17:35:28 | 5,203,702<br>30,344,113.00   |
| AKZO NOBEL N.V.<br>NL0013267909  | 62.76    | 1.36%<br>0.84  |                | 24/04/26<br>17:35:07 | 485,877<br>30,472,453.00   |
| ARCELORMITTAL S.A.<br>LU1598757687   | 23.75    | 0.89%<br>0.21  |                | 24/04/26<br>17:37:40 | 2,295,626<br>54,778,936.00   |
| ASM INTERNATIONAL N.V.<br>NL0000334118   | 623.80   | 7.26%<br>42.20   |               | 24/04/26<br>17:35:16 | 312,016<br>193,000,107.00  |
| ASML HOLDING N.V.<br>NL0010273215  | 858.80   | 3.22%<br>26.80   |                | 24/04/26<br>17:39:59 | 498,526<br>426,335,352.00  |
| ASR NEDERLAND N.V.<br>NL0011872643   | 46.35    | 0.06%<br>0.03  |                | 24/04/26<br>17:38:15 | 272,415<br>12,661,838.00   |
| BE SEMICONDUCTOR INDUSTRI...<br>NL0012866412   | 130.40   | -4.12%<br>-5.60  |                | 24/04/26<br>17:35:20 | 790,185<br>102,978,977.00  |
| DSM-FIRMENICH AG<br>CH1216478797   | 105.30   | 2.53%<br>2.60  |                | 24/04/26<br>17:35:07 | 611,743<br>64,058,499.00   |
| EXOR NV<br>NL0012059018  | 101.10   | 1.00%<br>1.00  |                | 24/04/26<br>17:35:04 | 120,477<br>12,163,322.00   |
| HEINEKEN N.V.<br>NL0000009165  | 91.40    | -1.51%<br>-1.40  |                | 24/04/26<br>17:39:54 | 569,588<br>52,289,875.00   |
| IMCD N.V.<br>NL0010801007  | 141.70   | -4.90%<br>-7.30  |               | 24/04/26<br>17:35:15 | 511,882<br>71,190,665.00   |
| ING GROEP N.V.<br>NL0011821202   | 14.91    | 1.47%<br>0.22  |              | 24/04/26<br>17:35:23 | 8,028,532<br>119,261,193.00  |
| KONINKLIJKE AHOLD DELHAIZ...<br>NL0011794037   | 28.00    | 0.43%<br>0.12  |              | 24/04/26<br>17:39:26 | 1,842,350<br>51,542,935.00   |
| KONINKLIJKE KPN NV<br>NL0000009082   | 3.426    | -0.29%<br>-0.01  |              | 24/04/26<br>17:35:27 | 7,664,531<br>26,219,042.00   |
| KONINKLIJKE PHILIPS NV<br>NL0000009538   | 19.745   | 2.49%<br>0.48  |              | 24/04/26<br>17:35:26 | 2,707,076<br>53,212,443.00   |
| NN GROUP N.V.<br>NL0010773842  | 43.15    | -0.19%<br>-0.08  |              | 24/04/26<br>17:35:29 | 606,876<br>26,281,870.00   |
| PROSUS N.V.<br>NL0013654783  | 31.625   | 2.65%<br>0.82  |              | 24/04/26<br>17:35:23 | 3,058,093<br>96,778,535.00   |
| RANDSTAD N.V.<br>NL0000379121  | 46.43    | 1.62%<br>0.74  |              | 24/04/26<br>17:35:27 | 504,059<br>23,410,099.00   |
| RELX PLC<br>GB00B2B0DG97   | 38.84    | 1.57%<br>0.60  |              | 24/04/26<br>17:35:12 | 660,114<br>25,537,834.00   |
| SHELL PLC<br>GB00BP6MXD84  | 34.045   | 0.01%<br>0.01  |              | 24/04/26<br>17:35:07 | 6,178,462<br>210,536,697.00  |
| UNILEVER PLC<br>GB00B10RZP78   | 48.25    | 1.39%<br>0.66  |              | 24/04/26<br>17:35:04 | 2,084,186<br>100,230,150.00  |
| UNIVERSAL MUSIC GROUP B.V...<br>NL0015000IY2   | 27.58    | 2.22%<br>0.60  |              | 24/04/26<br>17:35:05 | 446,930<br>12,266,023.00   |
| WOLTERS KLUWER NV<br>NL0000395903  | 142.90   | 2.22%<br>3.10  |              | 24/04/26<br>17:35:02 | 544,463<br>77,457,070.00   |