

AMSTERDAM EXCHANGES INDEX

ISIN: NL0000000107 WKN: -

Overview

2024/04/18 11:25:30

Price

865.07 EURDifference  -0.03% (-0.28)

General attributes

ISIN NL0000000107

Symbol -

Country Netherlands

Instruments in index 25

Type of index Price Index

Security type Index

Market data

Open 868.84 EUR

High 868.84 EUR

Low 864.11 EUR

Close (prev. day) 865.35 EUR

Trading volume (m) 10,353,952

Volume (pcs) 505,134,598



5Y

Information about previous performance does not guarantee future performance.

Source: FactSet

Top 5






Name 	Price	+ - (%)	Trend 
ARCELORMIT...	23.83	+1.36	
HEINEKEN N...	88.14	+1.12	
EXOR NV	101.90	+1.09	
UNILEVER P...	3,780.00	+0.87	
ASR NEDERL...	45.26	+0.69	

Intraday 1W 1M 6m 1Y 3Y

Flop 5

Name 	Price	+ - (%)	Trend 
ASM INTERN...	561.80	-3.17	
BE SEMICON...	140.15	-1.55	
IMCD N.V.	151.30	-1.01	
KONINKLIJK...	18.77	-0.90	

Recent research

on market		
Date	Headline	Download
2024/04/17	 Credit Markets Weekly	
2024/04/12	 Week Ahead	
2024/04/11	 ECB on course to cut interest rates	
2024/04/10	 Credit Markets Weekly	
2024/04/05	 Week Ahead	

ADYEN NV 1,423.00 -0.82 

Intraday 1W 1M 6m 1Y 3Y

Futures and Options

Related Futures -

Related Options -

Details

2024/04/18 11:25:30

Price

865.07 EUR

Difference

**-0.03%** (-0.28)

General attributes

ISIN NL0000000107

Symbol -

Country Netherlands

Security type Index

Instruments in index 25

Market data

Open 868.84 EUR

High 868.84 EUR

Low 864.11 EUR

Close (prev. day) 865.35 EUR

Trading volume (m) 10,353,952

Volume (pcs) 505,134,598

Performance and Risk

	6m	1Y	3Y
Perf (%)	+17.45%	+14.09%	+20.72%
Perf (abs.)	+128.58	+106.85	+148.55
Beta	-	-	-
Volatility	10.49	11.29	16.58



5Y

Information about previous performance does not guarantee future performance.

Source: FactSet

Price data

Ø price 5 days Ø volume 5 days (pcs.)	878.27 EUR (58,515,438)
Ø price 30 days Ø volume 30 days (pcs.)	871.35 EUR (58,139,511)
Ø price 100 days Ø volume 100 days (pcs.)	824.43 EUR (59,452,156)
Ø price 250 days Ø volume 250 days (pcs.)	780.50 EUR (57,830,382)
YTD High date	894.52 EUR (2024/04/12)
YTD Low date	766.66 EUR (2024/01/17)
52 Weeks High date	894.52 EUR (2024/04/12)
52 Weeks Low date	711.69 EUR (2023/10/23)

Composition

Name  ISIN	Price	Diff %  Diff +/-	Performance 	Date Time	Turnover Pc.  Turnover Money 
ABN AMRO BANK N.V. DR EAC... NL0011540547	15.52	-0.23% -0.04		24/04/18 11:24:46	1,100,952 17,075,172.00
ADYEN NV NL0012969182	1,423.00	-0.82% -11.80		24/04/18 11:25:28	12,653 17,982,619.00
AEGON N.V. BMG0112X1056	5.56	0.00% 0.00		24/04/18 11:24:51	536,360 2,988,773.00
AKZO NOBEL N.V. NL0013267909	65.86	0.24% 0.16		24/04/18 11:23:51	69,860 4,608,338.00
ARCELORMITTAL S.A. LU1598757687	23.83	1.36% 0.32		24/04/18 11:25:07	507,622 12,064,802.00
ASM INTERNATIONAL N.V. NL0000334118	561.80	-3.17% -18.40		24/04/18 11:25:26	110,972 62,411,036.00
ASML HOLDING N.V. NL0010273215	852.50	0.01% 0.10		24/04/18 11:25:20	198,904 170,753,547.00
ASR NEDERLAND N.V. NL0011872643	45.26	0.69% 0.31		24/04/18 11:22:58	47,575 2,158,014.00
BE SEMICONDUCTOR INDUSTRI... NL0012866412	140.15	-1.55% -2.20		24/04/18 11:25:20	165,765 23,203,352.00
DSM-FIRMENICH AG CH1216478797	101.45	-0.15% -0.15		24/04/18 11:24:58	60,748 6,191,506.00
EXOR NV NL0012059018	101.90	1.09% 1.10		24/04/18 11:25:00	37,774 3,856,198.00
HEINEKEN N.V. NL0000009165	88.14	1.12% 0.98		24/04/18 11:24:55	79,113 6,938,333.00
IMCD N.V. NL0010801007	151.30	-1.01% -1.55		24/04/18 11:24:03	19,389 2,945,446.00
ING GROEP N.V. NL0011821202	15.00	0.50% 0.07		24/04/18 11:25:29	1,450,941 21,781,050.00
KONINKLIJKE AHOLD DELHAIZ... NL0011794037	27.08	0.45% 0.12		24/04/18 11:25:07	596,549 16,118,398.00
KONINKLIJKE KPN NV NL0000009082	3.388	0.30% 0.01		24/04/18 11:24:33	1,666,576 5,649,393.00
KONINKLIJKE PHILIPS NV NL0000009538	18.77	-0.90% -0.17		24/04/18 11:24:00	404,087 7,588,200.00
NN GROUP N.V. NL0010773842	42.42	0.45% 0.19		24/04/18 11:25:06	141,330 6,017,948.00
PROSUS N.V. NL0013654783	28.625	0.53% 0.15		24/04/18 11:25:00	748,825 21,494,436.00
RANDSTAD N.V. NL0000379121	47.00	-0.21% -0.10		24/04/18 11:24:59	48,519 2,289,200.00
RELX PLC GB00B2B0DG97	38.94	0.31% 0.12		24/04/18 11:23:44	223,523 8,719,750.00
SHELL PLC GB00BP6MXD84	33.29	-0.72% -0.24		24/04/18 11:25:29	1,537,602 51,378,257.00
UNILEVER PLC GB00B10RZP78	44.25	0.87% 0.38		24/04/18 11:25:14	344,462 15,235,202.00
UNIVERSAL MUSIC GROUP B.V... NL0015000IY2	26.81	-0.30% -0.08		24/04/18 11:24:42	165,041 4,432,141.00
WOLTERS KLUWER NV NL0000395903	140.90	-0.18% -0.25		24/04/18 11:24:05	81,166 11,424,820.00