

AMSTERDAM EXCHANGES INDEX

ISIN: NL0000000107 WKN: -

Overview

2024/04/17 18:05:02

Price

865.35 EURDifference  -1.07% (-9.32)

General attributes

ISIN NL0000000107

Symbol -

Country Netherlands

Instruments in index 25

Type of index Price Index

Security type Index

Market data

Open 866.50 EUR

High 876.58 EUR

Low 865.35 EUR

Close (prev. day) 874.67 EUR

Trading volume (m) 53,954,337

Volume (pcs) 2,465,621,039

5Y



Information about previous performance does not guarantee future performance.

Source: FactSet

Top 5

Name	Price	+ - (%)	Trend
ING GROEP ...	14.926	+1.51	
ASR NEDERL...	44.95	+0.81	
RANDSTAD N...	47.10	+0.77	
AKZO NOBEL...	65.70	+0.71	
KONINKLIJK...	26.96	+0.63	




Intraday 1W 1M 6m 1Y 3Y

Flop 5

Name	Price	+ - (%)	Trend
ASML HOLDI...	852.40	-6.68	
ASM INTERN...	580.20	-3.43	
KONINKLIJK...	18.94	-1.15	
ARCELORMIT...	23.51	-1.05	
DSM-FIRMEN...	101.60	-1.02	

Intraday 1W 1M 6m 1Y 3Y

Recent research

on market		
Date	Headline	Download
2024/04/17	 Credit Markets Weekly	
2024/04/12	 Week Ahead	
2024/04/11	 ECB on course to cut interest rates	
2024/04/10	 Credit Markets Weekly	
2024/04/05	 Week Ahead	

Futures and Options

Related Futures -

Related Options -

Details

2024/04/17 18:05:02

Price

865.35 EUR

Difference

**-1.07%** (-9.32)

General attributes

ISIN NL0000000107

Symbol -

Country Netherlands

Security type Index

Instruments in index 25

Market data

Open 866.50 EUR

High 876.58 EUR

Low 865.35 EUR

Close (prev. day) 874.67 EUR

Trading volume (m) 53,954,337

Volume (pcs) 2,465,621,039

Performance and Risk

	6m	1Y	3Y
Perf (%)	+17.45%	+14.09%	+20.72%
Perf (abs.)	+128.58	+106.85	+148.55
Beta	-	-	-
Volatility	10.49	11.29	16.58



5Y

Information about previous performance does not guarantee future performance.
Source: FactSet

Price data

Ø price 5 days Ø volume 5 days (pcs.)	878.27 EUR (58,515,438)
Ø price 30 days Ø volume 30 days (pcs.)	871.35 EUR (58,139,511)
Ø price 100 days Ø volume 100 days (pcs.)	824.43 EUR (59,452,156)
Ø price 250 days Ø volume 250 days (pcs.)	780.50 EUR (57,830,382)
YTD High date	894.52 EUR (2024/04/12)
YTD Low date	766.66 EUR (2024/01/17)
52 Weeks High date	894.52 EUR (2024/04/12)
52 Weeks Low date	711.69 EUR (2023/10/23)

Composition

Name  ISIN	Price	Diff %  Diff +/-	Performance 	Date Time	Turnover Pc.  Turnover Money 
ABN AMRO BANK N.V. DR EAC... NL0011540547	15.555	0.23% 0.04		24/04/17 17:35:24	2,509,702 39,283,799.00
ADYEN NV NL0012969182	1,434.80	0.22% 3.20		24/04/17 17:39:58	47,447 68,213,650.00
AEGON N.V. BMG0112X1056	5.56	0.58% 0.03		24/04/17 17:35:28	7,997,048 44,582,896.00
AKZO NOBEL N.V. NL0013267909	65.70	0.71% 0.46		24/04/17 17:35:01	512,027 33,909,971.00
ARCELORMITTAL S.A. LU1598757687	23.51	-1.05% -0.25		24/04/17 17:35:14	3,430,788 81,477,488.00
ASM INTERNATIONAL N.V. NL0000334118	580.20	-3.43% -20.60		24/04/17 17:37:48	187,830 110,426,523.00
ASML HOLDING N.V. NL0010273215	852.40	-6.68% -61.00		24/04/17 17:38:10	1,271,289 1,099,570,094.00
ASR NEDERLAND N.V. NL0011872643	44.95	0.81% 0.36		24/04/17 17:35:20	386,898 17,448,308.00
BE SEMICONDUCTOR INDUSTRI... NL0012866412	142.35	-0.87% -1.25		24/04/17 17:36:08	443,463 63,475,024.00
DSM-FIRMENICH AG CH1216478797	101.60	-1.02% -1.05		24/04/17 17:35:07	318,005 32,478,730.00
EXOR NV NL0012059018	100.80	0.10% 0.10		24/04/17 17:35:28	223,289 22,690,774.00
HEINEKEN N.V. NL0000009165	87.16	0.32% 0.28		24/04/17 17:39:37	618,890 53,889,341.00
IMCD N.V. NL0010801007	152.85	-0.55% -0.85		24/04/17 17:35:14	105,223 16,087,008.00
ING GROEP N.V. NL0011821202	14.926	1.51% 0.22		24/04/17 17:35:22	7,209,087 107,972,134.00
KONINKLIJKE AHOLD DELHAIZ... NL0011794037	26.96	0.63% 0.17		24/04/17 17:35:21	2,791,825 75,595,222.00
KONINKLIJKE KPN NV NL0000009082	3.378	0.18% 0.01		24/04/17 17:35:15	8,855,117 29,964,891.00
KONINKLIJKE PHILIPS NV NL0000009538	18.94	-1.15% -0.22		24/04/17 17:36:55	2,146,971 40,630,852.00
NN GROUP N.V. NL0010773842	42.23	-0.38% -0.16		24/04/17 17:35:31	801,376 33,964,702.00
PROSUS N.V. NL0013654783	28.475	-0.35% -0.10		24/04/17 17:35:18	2,553,878 73,043,738.00
RANDSTAD N.V. NL0000379121	47.10	0.77% 0.36		24/04/17 17:35:01	332,359 15,677,011.00
RELX PLC GB00B2B0DG97	38.82	0.10% 0.04		24/04/17 17:36:30	647,918 25,322,933.00
SHELL PLC GB00BP6MXD84	33.53	0.15% 0.05		24/04/17 17:35:20	5,990,833 200,828,010.00
UNILEVER PLC GB00B10RZP78	43.87	-0.11% -0.05		24/04/17 17:38:38	1,974,897 86,948,675.00
UNIVERSAL MUSIC GROUP B.V... NL0015000IY2	26.89	0.34% 0.09		24/04/17 17:35:25	1,292,012 34,824,079.00
WOLTERS KLUWER NV NL0000395903	141.15	-0.21% -0.30		24/04/17 17:36:21	365,169 51,805,245.00