

## IBEX 35

ISIN: ES0SI0000005 WKN: -

## Overview

2024/07/16 17:35:24

Price

**11,090.50** EURDifference  -0.47% (-52.50)

## General attributes

ISIN ES0SI0000005

Symbol -

Country Spain

Instruments in index 35

Type of index Price Index

Security type Index

## Market data

Open 11,086.50 EUR

High 11,104.90 EUR






Low 11,026.50 EUR

Close (prev. day) 11,143.00 EUR

Trading volume (m) 86,691,005

Volume (pcs) 696,515,827

## Top 5

Name 	Price	+ - (%) 	Trend 
FLUIDRA SA	20.74	+2.57	
BANKINTER ...	7.83	+2.22	
INDRA SIST...	19.47	+2.15	
CAIXABANK ...	5.296	+1.18	
LABORATORI...	86.70	+0.81	

Intraday 1W 1M 6m 1Y 3Y

## Flop 5

Name 	Price	+ - (%) 	Trend 
ARCELORMIT...	21.28	-2.45	
INMOBILIAR...	5.43	-1.45	
BANCO BILB...	9.68	-1.37	
REPSOL SA ...	13.485	-1.28	
INTERNATIO...	173.70	-1.15	

Intraday 1W 1M 6m 1Y 3Y

5Y



Information about previous performance does not guarantee future performance.

Source: FactSet

## Recent research

on market		
Date	Headline	Download
2024/07/15	 CSSD market 1H 2024: Schuldschein market gives way...	
2024/07/12	 Week Ahead	
2024/07/10	 Credit Markets Weekly	
2024/07/09	 Political environment weighs on outlook	
2024/07/05	 Week Ahead	

**Futures and Options**

**Related Futures**

-

**Related Options**

-

## Details

2024/07/16 17:35:24

Price

**11,090.50** EURDifference  -0.47% (-52.50)

## General attributes

ISIN ES0SI0000005

Symbol -

Country Spain

Security type Index

Instruments in index 35

## Market data

Open 11,086.50 EUR

High 11,104.90 EUR

Low 11,026.50 EUR

Close (prev. day) 11,143.00 EUR

Trading volume (m) 86,691,005

Volume (pcs) 696,515,827

## Performance and Risk

	6m	1Y	3Y
Perf (%)	+10.97%	+17.51%	+30.38%
Perf (abs.)	+1,096.40	+1,652.20	+2,584.30
Beta	-	-	-
Volatility	13.34	12.77	16.45



Information about previous performance does not guarantee future performance.

Source: FactSet

## Price data

Ø price 5 days   Ø volume 5 days (pcs.)	11,145.14 EUR (95,444,411)
Ø price 30 days   Ø volume 30 days (pcs.)	11,109.82 EUR (116,998,562)
Ø price 100 days   Ø volume 100 days (pcs.)	10,925.24 EUR (156,041,719)
Ø price 250 days   Ø volume 250 days (pcs.)	10,161.66 EUR (141,588,532)
YTD High   date	11,469.90 EUR (2024/06/07)
YTD Low   date	9,798.80 EUR (2024/01/18)
52 Weeks High   date	11,469.90 EUR (2024/06/07)
52 Weeks Low   date	8,879.30 EUR (2023/10/26)

## Composition

Name  ISIN	Price	Diff %  Diff +/-	Performance 	Date Time	Turnover Pc.  Turnover Money 
ACCIONA SA EUR1 ES0125220311	111.20	-0.18% -0.20		24/07/16 17:35:21	95,512 10,616,251.30
ACERINOX SA ES0132105018	9.885	-0.75% -0.08		24/07/16 17:35:21	933,397 9,226,957.56
ACS ACTIVIDADES DE CONSTR... ES0167050915	39.20	-0.05% -0.02		24/07/16 17:35:21	327,907 12,846,820.62
AENA SA ES0105046009	193.00	-0.36% -0.70		24/07/16 17:35:21	78,741 15,195,110.60
AMADEUS IT GROUP SA ES0109067019	63.00	-0.13% -0.08		24/07/16 17:35:24	411,972 25,857,328.76
ARCELORMITTAL S.A. LU1598757687	21.12	-2.45% -0.53		24/07/16 17:35:21	537,315 11,226,890.95
BANCO BILBAO VIZCA ES0113211835	9.68	-1.37% -0.13		24/07/16 17:35:21	5,588,386 54,099,513.35
BANCO DE SABADELL SA EURO... ES0113860A34	1.892	-0.53% -0.01		24/07/16 17:35:21	8,144,090 15,414,456.28
BANCO SANTANDER SA ES0113900J37	4.4405	-0.24% -0.01		24/07/16 17:35:21	14,108,279 62,571,783.08
BANKINTER SA ES0113679I37	7.83	2.22% 0.17		24/07/16 17:42:14	2,392,148 18,635,214.90
CAIXABANK SA ES0140609019	5.296	1.18% 0.06		24/07/16 17:38:07	7,036,483 37,088,567.60
CELLNEX TELECOM SA ES0105066007	32.70	-0.27% -0.09		24/07/16 17:35:21	1,024,969 33,555,673.97
CORPORACION ACCIONA ENERG... ES0105563003	18.54	-0.86% -0.16		24/07/16 17:35:21	436,379 8,089,006.50
ENAGAS SA EUR1.50 ES0130960018	13.31	-0.52% -0.07		24/07/16 17:43:13	730,577 9,741,210.60
ENDESA SA ES0130670112	17.825	-0.86% -0.16		24/07/16 17:35:21	674,396 12,024,376.67
FERROVIAL SE NL0015001FS8	38.24	-0.16% -0.06		24/07/16 17:35:21	715,477 27,294,524.28
FLUIDRA SA ES0137650018	20.74	2.57% 0.52		24/07/16 17:35:21	281,599 5,775,859.86
GRIFOLS SA ES0171996087	9.144	-0.72% -0.07		24/07/16 17:36:08	2,338,880 21,396,155.87
IBERDROLA SA EUR0.75 ES0144580Y14	11.77	-0.51% -0.06		24/07/16 17:36:02	7,539,656 88,802,284.19
INDRA SISTEMAS S.A. CLASS... ES0118594417	19.47	2.15% 0.41		24/07/16 17:36:37	1,383,247 26,410,276.51
INDUSTRIA DE DISENO TEXTI... ES0148396007	45.93	-1.06% -0.49		24/07/16 17:35:21	1,197,979 54,944,546.49
INMOBILIARIA COLONIAL SOC... ES0139140174	5.43	-1.45% -0.08		24/07/16 17:35:21	606,759 3,304,656.16
INTERNATIONAL CONSOLIDATE... ES0177542018	2.059	-1.15% -0.02		24/07/16 17:35:21	4,982,561 10,245,836.80
LABORATORIOS FARMACEUTICO... ES0157261019	86.70	0.81% 0.70		24/07/16 17:35:21	35,192 3,032,706.15
LOGISTA HOLDINGS ES0105027009	27.56	0.22% 0.06		24/07/16 17:35:21	85,713 2,351,829.16

MAPFRE SA ES0124244E34	2.136	-0.56% -0.01		24/07/16 17:35:21	1,916,564 4,086,899.43
MELIA HOTELS INTERNATIONA... ES0176252718	7.51	0.81% 0.06		24/07/16 17:35:21	318,499 2,380,101.65
MERLIN PROPERTIES SOCIMI ... ES0105025003	10.75	0.09% 0.01		24/07/16 17:35:21	446,129 4,799,175.22
NATURGY ENERGY GROUP SA ES0116870314	21.50	0.09% 0.02		24/07/16 17:35:21	322,738 6,934,115.28
REDEIA CORPORATION SA ES0173093024	16.15	-0.06% -0.01		24/07/16 17:35:21	833,495 13,426,272.81
REPSOL SA EUR1 ES0173516115	13.485	-1.28% -0.18		24/07/16 17:35:22	3,586,397 48,306,551.38
SACYR SA ES0182870214	3.33	-0.66% -0.02		24/07/16 17:35:21	1,276,928 4,258,578.96
SOLARIA ENERGIA Y MEDIO A... ES0165386014	11.08	-0.09% -0.01		24/07/16 17:35:21	788,387 8,715,986.68
TELEFÓNICA SA ES0178430E18	3.956	-0.88% -0.04		24/07/16 17:38:05	9,031,670 35,675,514.44
UNICAJA BANCO S.A.U. EUR0... ES0180907000	1.316	0.15% 0.00		24/07/16 17:35:21	8,243,169 10,856,521.09