

IBEX 35

ISIN: ES0SI0000005 WKN: -

Overview

2024/05/03 17:37:08

Price

10,854.70 EURDifference  -0.16% (-17.30)

General attributes

ISIN ES0SI0000005

Symbol -

Country Spain

Instruments in index 35

Type of index Price Index

Security type Index

Market data

Open 10,907.50 EUR

High 10,953.30 EUR

Low 10,820.50 EUR

Close (prev. day) 10,872.00 EUR

Trading volume (m) 204,913,562

Volume (pcs) 1,206,393,816

5Y



Information about previous performance does not guarantee future performance.

Source: FactSet

Top 5

Name	Price	+ - (%)	Trend
SOLARIA EN...	10.28	+4.21	
CORPORACIO...	20.20	+2.96	
CELLNEX TE...	32.82	+2.88	
SACYR SA	3.402	+2.66	
ACCIONA SA...	113.90	+2.61	











Intraday 1W 1M 6m 1Y 3Y

Flop 5

Name	Price	+ - (%)	Trend
CAIXABANK ...	4.755	-3.65	
AMADEUS IT...	59.56	-2.20	
BANKINTER ...	7.394	-1.96	
UNICAJA BA...	1.272	-1.24	
AENA SA	172.70	-0.92	

Intraday 1W 1M 6m 1Y 3Y

Recent research

on market		
Date	Headline	Download
2024/05/03	 Week Ahead	
2024/05/02	 FX markets reflect uncertain interest rate outlook	
2024/04/30	 Credit Markets Weekly	
2024/04/26	 Week Ahead	
2024/04/26	 Global Equity Ratings	

Futures and Options

Related Futures -

Related Options -

Details

2024/05/03 17:37:08

Price

10,854.70 EURDifference  -0.16% (-17.30)

General attributes

ISIN ES0SI0000005

Symbol -

Country Spain

Security type Index

Instruments in index 35

Market data

Open 10,907.50 EUR

High 10,953.30 EUR

Low 10,820.50 EUR

Close (prev. day) 10,872.00 EUR

Trading volume (m) 204,913,562

Volume (pcs) 1,206,393,816

Performance and Risk

	6m	1Y	3Y
Perf (%)	+16.79%	+19.59%	+22.05%
Perf (abs.)	+1,560.80	+1,778.00	+1,961.00
Beta	-	-	-
Volatility	12.31	12.39	16.56



Information about previous performance does not guarantee future performance.

Source: FactSet

Price data

Ø price 5 days Ø volume 5 days (pcs.)	10,967.30 EUR (230,518,679)
Ø price 30 days Ø volume 30 days (pcs.)	10,890.08 EUR (175,099,160)
Ø price 100 days Ø volume 100 days (pcs.)	10,335.21 EUR (155,931,781)
Ø price 250 days Ø volume 250 days (pcs.)	9,784.14 EUR (137,679,431)
YTD High date	11,228.30 EUR (2024/04/29)
YTD Low date	9,798.80 EUR (2024/01/18)
52 Weeks High date	11,228.30 EUR (2024/04/29)
52 Weeks Low date	8,879.30 EUR (2023/10/26)

Composition

Name  ISIN	Price	Diff %  Diff +/-	Performance 	Date Time	Turnover Pc.  Turnover Money 
ACCIONA SA EUR1 ES0125220311	113.90	2.61% 2.90		24/05/03 17:35:10	167,223 19,107,715.30
ACERINOX SA ES0132105018	10.15	-0.78% -0.08		24/05/03 17:35:10	513,454 5,224,822.83
ACS ACTIVIDADES DE CONSTR... ES0167050915	37.86	0.16% 0.06		24/05/03 17:35:10	310,235 11,747,466.62
AENA SA ES0105046009	172.70	-0.92% -1.60		24/05/03 17:35:13	161,451 27,927,429.50
AMADEUS IT GROUP SA ES0109067019	59.56	-2.20% -1.34		24/05/03 17:44:24	850,500 50,978,922.58
ARCELORMITTAL S.A. LU1598757687	24.31	-0.12% -0.03		24/05/03 17:35:10	266,293 6,500,882.10
BANCO BILBAO VIZCA ES0113211835	9.85	0.67% 0.07		24/05/03 17:39:54	16,788,025 165,331,475.94
BANCO DE SABADELL SA EURO... ES0113860A34	1.885	1.34% 0.03		24/05/03 17:44:48	72,790,081 136,022,910.62
BANCO SANTANDER SA ES0113900J37	4.5305	-0.77% -0.04		24/05/03 17:43:40	26,322,550 119,708,689.74
BANKINTER SA ES0113679I37	7.394	-1.96% -0.15		24/05/03 17:35:10	3,403,880 25,295,986.04
CAIXABANK SA ES0140609019	4.755	-3.65% -0.18		24/05/03 17:43:43	24,073,503 116,121,601.85
CELLNEX TELECOM SA ES0105066007	32.82	2.88% 0.92		24/05/03 17:36:29	1,931,658 62,921,113.31
CORPORACION ACCIONA ENERG... ES0105563003	20.20	2.96% 0.58		24/05/03 17:35:10	571,506 11,518,101.81
ENAGAS SA EUR1.50 ES0130960018	14.05	2.33% 0.32		24/05/03 17:35:10	947,706 13,262,349.09
ENDESA SA ES0130670112	17.235	-0.26% -0.05		24/05/03 17:37:52	1,543,573 26,670,646.87
FERROVIAL SE NL0015001FS8	34.22	0.47% 0.16		24/05/03 17:35:10	4,282,569 146,736,811.10
FLUIDRA SA ES0137650018	20.38	1.95% 0.39		24/05/03 17:35:10	417,843 8,481,466.44
GRIFOLS SA ES0171996087	8.89	1.69% 0.15		24/05/03 17:40:36	2,849,508 25,270,197.47
IBERDROLA SA EUR0.75 ES0144580Y14	11.575	0.00% 0.00		24/05/03 17:40:57	22,252,240 258,023,255.43
INDRA SISTEMAS S.A. CLASS... ES0118594417	18.01	-0.17% -0.03		24/05/03 17:35:10	366,875 6,611,571.72
INDUSTRIA DE DISENO TEXTI... ES0148396007	42.82	0.75% 0.32		24/05/03 17:44:37	1,995,859 85,246,896.01
INMOBILIARIA COLONIAL SOC... ES0139140174	5.65	0.62% 0.04		24/05/03 17:39:53	1,173,973 6,649,739.02
INTERNATIONAL CONSOLIDATE... ES0177542018	2.081	-0.24% -0.01		24/05/03 17:35:10	16,759,204 35,096,293.33
LABORATORIOS FARMACEUTICO... ES0157261019	82.85	0.79% 0.65		24/05/03 17:35:10	40,833 3,364,044.50
LOGISTA HOLDINGS ES0105027009	25.60	-0.39% -0.10		24/05/03 17:35:10	123,128 3,166,713.98

MAPFRE SA ES0124244E34	2.242	-0.88% -0.02		24/05/03 17:35:10	2,882,887 6,494,252.86
MELIA HOTELS INTERNATIONA... ES0176252718	7.44	0.74% 0.06		24/05/03 17:35:10	471,422 3,496,983.07
MERLIN PROPERTIES SOCIMI ... ES0105025003	10.73	-0.37% -0.04		24/05/03 17:35:10	1,083,552 11,669,737.84
NATURGY ENERGY GROUP SA ES0116870314	24.06	0.84% 0.20		24/05/03 17:35:10	441,479 10,614,365.26
REDEIA CORPORATION SA ES0173093024	15.91	0.00% 0.00		24/05/03 17:35:10	1,136,325 18,066,870.06
REPSOL SA EUR1 ES0173516115	14.375	-0.17% -0.03		24/05/03 17:35:10	2,749,076 39,549,763.92
SACYR SA ES0182870214	3.402	2.66% 0.09		24/05/03 17:35:10	2,188,516 7,420,416.34
SOLARIA ENERGIA Y MEDIO A... ES0165386014	10.28	4.21% 0.42		24/05/03 17:35:10	1,571,625 16,093,725.19
TELEFÓNICA SA ES0178430E18	4.261	0.73% 0.03		24/05/03 17:35:10	13,372,188 56,981,328.33
UNICAJA BANCO S.A.U. EUR0... ES0180907000	1.272	-1.24% -0.02		24/05/03 17:35:59	14,508,524 18,491,054.64