

IBEX 35

ISIN: ES0SI0000005 WKN: -

Overview

2024/05/02 17:35:24

Price

10,872.00 EURDifference  0.16% (17.60)

General attributes

ISIN ES0SI0000005

Symbol -

Country Spain

Instruments in index 35

Type of index Price Index

Security type Index

Market data

Open 10,857.30 EUR

High 10,920.10 EUR


Low 10,845.80 EUR

Close (prev. day) 10,854.40 EUR

Trading volume (m) 254,997,865

Volume (pcs) 1,520,536,638

Top 5

Name 	Price	+ - (%) 	Trend 
AENA SA	180.50	+5.19	
UNICAJA BA...	1.288	+4.97	
BANCO DE S...	1.86	+3.56	
ARCELORMIT...	24.38	+3.22	
SOLARIA EN...	9.865	+3.03	

Intraday 1W 1M 6m 1Y 3Y

Flop 5

Name 	Price	+ - (%) 	Trend 
BANCO BILB...	9.784	-3.84	
LABORATORI...	82.20	-2.49	
REPSOL SA ...	14.40	-2.21	
INDUSTRIA ...	42.50	-0.82	
CAIXABANK ...	4.935	-0.34	

Intraday 1W 1M 6m 1Y 3Y











5Y



Information about previous performance does not guarantee future performance.

Source: FactSet

Recent research

on market		
Date	Headline	Download
2024/05/03	 Week Ahead	
2024/05/02	 FX markets reflect uncertain interest rate outlook	
2024/04/30	 Credit Markets Weekly	
2024/04/26	 Week Ahead	
2024/04/26	 Global Equity Ratings	

Futures and Options

Related Futures -

Related Options -

Details

2024/05/02 17:35:24

Price

10,872.00 EURDifference  0.16% (17.60)

General attributes

ISIN ES0SI0000005

Symbol -

Country Spain

Security type Index

Instruments in index 35

Market data

Open 10,857.30 EUR

High 10,920.10 EUR

Low 10,845.80 EUR

Close (prev. day) 10,854.40 EUR

Trading volume (m) 254,997,865

Volume (pcs) 1,520,536,638

Performance and Risk

	6m	1Y	3Y
Perf (%)	+17.40%	+19.71%	+23.34%
Perf (abs.)	+1,611.60	+1,790.00	+2,057.00
Beta	-	-	-
Volatility	12.35	12.39	16.57



Information about previous performance does not guarantee future performance.

Source: FactSet

Price data

Ø price 5 days Ø volume 5 days (pcs.)	10,995.45 EUR (189,535,966)
Ø price 30 days Ø volume 30 days (pcs.)	10,891.30 EUR (168,268,708)
Ø price 100 days Ø volume 100 days (pcs.)	10,329.97 EUR (153,882,646)
Ø price 250 days Ø volume 250 days (pcs.)	9,779.84 EUR (136,859,777)
YTD High date	11,228.30 EUR (2024/04/29)
YTD Low date	9,798.80 EUR (2024/01/18)
52 Weeks High date	11,228.30 EUR (2024/04/29)
52 Weeks Low date	8,879.30 EUR (2023/10/26)

Composition

Name  ISIN	Price	Diff %  Diff +/-	Performance 	Date Time	Turnover Pc.  Turnover Money 
ACCIONA SA EUR1 ES0125220311	111.00	2.12% 2.30		24/05/02 17:35:21	122,350 13,608,261.90
ACERINOX SA ES0132105018	10.23	1.09% 0.11		24/05/02 17:35:21	593,221 6,061,518.01
ACS ACTIVIDADES DE CONSTR... ES0167050915	37.80	0.59% 0.22		24/05/02 17:35:21	395,976 14,945,705.02
AENA SA ES0105046009	180.50	5.19% 8.90		24/05/02 17:42:41	436,237 78,416,289.20
AMADEUS IT GROUP SA ES0109067019	60.90	1.91% 1.14		24/05/02 17:35:21	1,012,969 61,498,567.84
ARCELORMITTAL S.A. LU1598757687	24.34	3.22% 0.76		24/05/02 17:35:21	657,211 15,882,188.78
BANCO BILBAO VIZCA ES0113211835	9.784	-3.84% -0.39		24/05/02 17:43:37	27,702,493 273,068,866.71
BANCO DE SABADELL SA EURO... ES0113860A34	1.86	3.56% 0.06		24/05/02 17:42:23	96,252,614 182,237,478.58
BANCO SANTANDER SA ES0113900J37	4.5655	-0.16% -0.01		24/05/02 17:42:15	34,056,511 155,571,662.65
BANKINTER SA ES0113679I37	7.542	1.64% 0.12		24/05/02 17:35:31	4,462,821 33,494,050.66
CAIXABANK SA ES0140609019	4.935	-0.34% -0.02		24/05/02 17:44:03	14,707,237 72,968,728.64
CELLNEX TELECOM SA ES0105066007	31.90	2.74% 0.85		24/05/02 17:35:21	1,825,095 57,925,606.31
CORPORACION ACCIONA ENERG... ES0105563003	19.62	2.94% 0.56		24/05/02 17:35:21	545,314 10,688,816.71
ENAGAS SA EUR1.50 ES0130960018	13.73	-0.22% -0.03		24/05/02 17:35:21	865,443 11,930,615.26
ENDESA SA ES0130670112	17.28	1.05% 0.18		24/05/02 17:35:21	1,422,729 24,574,715.16
FERROVIAL SE NL0015001FS8	34.06	0.77% 0.26		24/05/02 17:39:30	983,266 33,405,466.40
FLUIDRA SA ES0137650018	19.99	0.45% 0.09		24/05/02 17:35:21	245,858 4,903,477.86
GRIFOLS SA ES0171996087	8.742	1.11% 0.10		24/05/02 17:35:21	3,542,552 31,243,973.20
IBERDROLA SA EUR0.75 ES0144580Y14	11.575	0.56% 0.07		24/05/02 17:36:37	9,464,511 109,620,246.95
INDRA SISTEMAS S.A. CLASS... ES0118594417	18.04	0.06% 0.01		24/05/02 17:35:21	363,500 6,542,911.07
INDUSTRIA DE DISENO TEXTI... ES0148396007	42.50	-0.82% -0.35		24/05/02 17:38:05	6,906,954 295,863,196.89
INMOBILIARIA COLONIAL SOC... ES0139140174	5.615	2.18% 0.12		24/05/02 17:35:21	1,159,992 6,495,939.76
INTERNATIONAL CONSOLIDATE... ES0177542018	178.875	0.32% 0.57		24/05/03 16:34:43	9,995,927 1,795,478,801.52
LABORATORIOS FARMACEUTICO... ES0157261019	82.95	1.28% 1.05		24/05/03 16:31:27	- -
LOGISTA HOLDINGS ES0105027009	25.70	0.55% 0.14		24/05/02 17:35:21	132,397 3,394,454.76

MAPFRE SA ES0124244E34	2.262	0.00% 0.00		24/05/02 17:42:08	2,776,572 6,293,293.11
MELIA HOTELS INTERNATIONA... ES0176252718	7.385	1.10% 0.08	█	24/05/02 17:35:21	436,861 3,217,917.44
MERLIN PROPERTIES SOCIMI ... ES0105025003	10.77	1.51% 0.16	█	24/05/02 17:35:21	1,200,377 12,896,677.73
NATURGY ENERGY GROUP SA ES0116870314	23.86	0.59% 0.14	█	24/05/02 17:35:21	741,710 17,695,523.72
REDEIA CORPORATION SA ES0173093024	15.91	1.66% 0.26	█	24/05/02 17:35:21	1,318,926 20,883,627.39
REPSOL SA EUR1 ES0173516115	14.40	-2.21% -0.33		24/05/02 17:36:48	5,914,999 85,212,877.22
SACYR SA ES0182870214	3.314	1.41% 0.05	█	24/05/02 17:35:21	1,481,521 4,876,574.75
SOLARIA ENERGIA Y MEDIO A... ES0165386014	9.865	3.03% 0.29	█	24/05/02 17:35:48	851,522 8,380,310.29
TELEFÓNICA SA ES0178430E18	4.23	0.57% 0.02	█	24/05/02 17:41:53	14,069,600 59,419,017.79
UNICAJA BANCO S.A.U. EURO... ES0180907000	1.288	4.97% 0.06	█	24/05/02 17:35:21	26,567,883 33,743,188.92