

IBEX 35

ISIN: ES0SI0000005 WKN: -

Overview

2024/04/29 17:35:25

Price

11,100.80 EURDifference  -0.48% (-53.80)

General attributes

ISIN ES0SI0000005

Symbol -

Country Spain

Instruments in index 35

Type of index Price Index

Security type Index

Market data

Open 11,179.50 EUR

High 11,228.30 EUR

Low 11,057.80 EUR

Close (prev. day) 11,154.60 EUR

Trading volume (m) 201,855,788

Volume (pcs) 1,156,928,357

5Y



Information about previous performance does not guarantee future performance.

Source: FactSet

Top 5

Name	Price	+ - (%)	Trend
BANCO DE S...	1.7375	+2.75	
NATURGY EN...	23.94	+2.48	
UNICAJA BA...	1.223	+2.34	
ACCIONA SA...	111.50	+2.11	
SOLARIA EN...	9.76	+2.04	







Intraday 1W 1M 6m 1Y 3Y

Flop 5

Name	Price	+ - (%)	Trend
LABORATORI...	82.70	-2.71	
INDUSTRIA ...	43.87	-1.89	
BANCO BILB...	10.90	-0.77	
BANCO SANT...	4.7505	-0.48	
INDRA SIST...	18.13	-0.38	

Intraday 1W 1M 6m 1Y 3Y

Recent research

on market			
Date		Headline	Download
2024/04/26		Week Ahead	
2024/04/26		Global Equity Ratings	
2024/04/24		Credit Markets Weekly	
2024/04/19		Week Ahead	
2024/04/17		Credit Markets Weekly	

Futures and Options

Related Futures -

Related Options -

Details

2024/04/29 17:35:25

Price

11,100.80 EURDifference  -0.48% (-53.80)

General attributes

ISIN ES0SI0000005

Symbol -

Country Spain

Security type Index

Instruments in index 35

Market data

Open 11,179.50 EUR

High 11,228.30 EUR

Low 11,057.80 EUR

Close (prev. day) 11,154.60 EUR

Trading volume (m) 201,855,788

Volume (pcs) 1,156,928,357

Performance and Risk

	6m	1Y	3Y
Perf (%)	+24.47%	+20.13%	+25.81%
Perf (abs.)	+2,182.50	+1,859.80	+2,277.60
Beta	-	-	-
Volatility	12.08	12.20	16.53



Information about previous performance does not guarantee future performance.

Source: FactSet

Price data

Ø price 5 days Ø volume 5 days (pcs.)	11,068.46 EUR (198,349,309)
Ø price 30 days Ø volume 30 days (pcs.)	10,867.24 EUR (175,440,030)
Ø price 100 days Ø volume 100 days (pcs.)	10,315.83 EUR (153,136,759)
Ø price 250 days Ø volume 250 days (pcs.)	9,763.95 EUR (136,055,714)
YTD High date	11,228.30 EUR (2024/04/29)
YTD Low date	9,798.80 EUR (2024/01/18)
52 Weeks High date	11,228.30 EUR (2024/04/29)
52 Weeks Low date	8,879.30 EUR (2023/10/26)

Composition

Name ISIN	Price	Diff % Diff +/-	Performance	Date Time	Turnover Pc. Turnover Money
ACCIONA SA EUR1 ES0125220311	111.50	2.11% 2.30		24/04/29 17:42:32	83,232 9,233,464.50
ACERINOX SA ES0132105018	10.30	1.68% 0.17		24/04/29 17:35:22	548,840 5,628,505.41
ACS ACTIVIDADES DE CONSTR... ES0167050915	37.98	0.42% 0.16		24/04/29 17:35:22	341,569 12,974,419.80
AENA SA ES0105046009	175.60	-0.11% -0.20		24/04/29 17:35:22	436,768 77,040,765.30
AMADEUS IT GROUP SA ES0109067019	59.46	-0.30% -0.18		24/04/29 17:35:22	452,772 26,930,454.54
ARCELORMITTAL S.A. LU1598757687	24.06	1.26% 0.30		24/04/29 17:35:22	231,890 5,562,723.62
BANCO BILBAO VIZCA ES0113211835	10.90	-0.77% -0.09		24/04/29 17:39:01	17,902,046 194,994,138.57
BANCO DE SABADELL SA EURO... ES0113860A34	1.7375	2.75% 0.05		24/04/29 17:44:14	45,184,681 77,684,026.37
BANCO SANTANDER SA ES0113900J37	4.7505	-0.48% -0.02		24/04/29 17:39:52	45,065,850 215,207,074.87
BANKINTER SA ES0113679I37	7.372	0.63% 0.05		24/04/29 17:35:53	1,761,781 12,975,383.50
CAIXABANK SA ES0140609019	5.118	0.08% 0.00		24/04/29 17:35:22	15,093,886 77,448,497.85
CELLNEX TELECOM SA ES0105066007	31.74	1.12% 0.35		24/04/29 17:35:22	1,477,725 46,652,523.52
CORPORACION ACCIONA ENERG... ES0105563003	19.62	1.82% 0.35		24/04/29 17:35:22	347,510 6,789,206.50
ENAGAS SA EUR1.50 ES0130960018	13.90	0.87% 0.12		24/04/29 17:35:22	788,690 10,931,710.19
ENDESA SA ES0130670112	17.135	0.47% 0.08		24/04/29 17:41:29	1,410,866 24,157,504.84
FERROVIAL SE NL0015001FS8	33.88	0.53% 0.18		24/04/29 17:35:22	759,829 25,764,016.28
FLUIDRA SA ES0137650018	20.16	1.15% 0.23		24/04/29 17:35:22	261,170 5,237,263.70
GRIFOLS SA ES0171996087	8.45	0.76% 0.06		24/04/29 17:41:08	1,402,632 11,884,662.53
IBERDROLA SA EUR0.75 ES0144580Y14	11.655	0.39% 0.05		24/04/29 17:37:44	7,522,153 87,753,900.12
INDRA SISTEMAS S.A. CLASS... ES0118594417	18.13	-0.38% -0.07		24/04/29 17:35:24	372,722 6,766,039.40
INDUSTRIA DE DISENO TEXTI... ES0148396007	43.87	-1.89% -0.85		24/04/29 17:44:26	1,331,161 58,664,402.51
INMOBILIARIA COLONIAL SOC... ES0139140174	5.585	0.45% 0.03		24/04/29 17:38:44	642,187 3,577,030.34
INTERNATIONAL CONSOLIDATE... ES0177542018	2.071	0.78% 0.02		24/04/29 17:35:22	9,092,075 18,721,999.89

LABORATORIOS FARMACEUTICO... ES0157261019	82.70	-2.71% -2.30		24/04/29 17:35:22	67,230 5,577,638.15
LOGISTA HOLDINGS ES0105027009	25.72	1.02% 0.26		24/04/29 17:35:22	172,322 4,416,080.90
MAPFRE SA ES0124244E34	2.28	-0.18% -0.00		24/04/29 17:35:22	2,459,327 5,598,687.32
MELIA HOTELS INTERNATIONA... ES0176252718	7.465	0.67% 0.05		24/04/29 17:35:22	412,636 3,078,794.53
MERLIN PROPERTIES SOCIMI ... ES0105025003	10.66	0.95% 0.10		24/04/29 17:35:22	519,275 5,532,426.76
NATURGY ENERGY GROUP SA ES0116870314	23.94	2.48% 0.58		24/04/29 17:42:39	673,784 16,094,067.86
REDEIA CORPORATION SA ES0173093024	15.73	1.03% 0.16		24/04/29 17:37:44	676,196 10,625,574.22