

IBEX 35

ISIN: ES0SI0000005 WKN: -

Overview

2024/04/26 17:37:24

Price

11,154.60 EUR

Difference  1.56% (170.90)

General attributes

ISIN ES0SI0000005

Symbol -

Country Spain

Instruments in index 35

Type of index Price Index

Security type Index

Market data

Open 11,044.50 EUR

High 11,168.70 EUR

Low 11,037.00 EUR

Close (prev. day) 10,983.70 EUR

Trading volume (m) 188,661,563

Volume (pcs) 1,153,904,808

Top 5

Name 	Price	+ - (%) 	Trend 
BANCO BILB...	10.985	+4.57 	
ACCIONA SA...	109.20	+4.10 	
GRIFOLS SA	8.386	+3.71 	
BANCO DE S...	1.691	+3.27 	
CORPORACIO...	19.27	+2.72 	

Intraday 1W 1M 6m 1Y 3Y

Flop 5

Name 	Price	+ - (%) 	Trend 
REPSOL SA ...	14.72	-1.90 	
REDEIA COR...	15.57	-0.45 	
ACERINOX S...	10.13	-0.10 	
NATURGY EN...	23.36	-0.09 	

Intraday 1W 1M 6m 1Y 3Y

Futures and Options

Related Futures -





5Y



Information about previous performance does not guarantee future performance.

Source: FactSet

Recent research

on market			
Date		Headline	Download
2024/04/26		Week Ahead	
2024/04/26		Global Equity Ratings	
2024/04/24		Credit Markets Weekly	
2024/04/19		Week Ahead	
2024/04/17		Credit Markets Weekly	

Related Options

-

Details

2024/04/26 17:37:24

Price

11,154.60 EURDifference  1.56% (170.90)

General attributes

ISIN ES0SI0000005

Symbol -

Country Spain

Security type Index

Instruments in index 35

Market data

Open 11,044.50 EUR

High 11,168.70 EUR

Low 11,037.00 EUR

Close (prev. day) 10,983.70 EUR

Trading volume (m) 188,661,563

Volume (pcs) 1,153,904,808

Performance and Risk

	6m	1Y	3Y
Perf (%)	+24.45%	+20.02%	+28.19%
Perf (abs.)	+2,191.80	+1,860.90	+2,452.70
Beta	-	-	-
Volatility	12.12	12.32	16.51



Information about previous performance does not guarantee future performance.

Source: FactSet

Price data

Ø price 5 days Ø volume 5 days (pcs.)	11,026.34 EUR (186,167,298)
Ø price 30 days Ø volume 30 days (pcs.)	10,846.90 EUR (174,066,291)
Ø price 100 days Ø volume 100 days (pcs.)	10,306.60 EUR (152,174,650)
Ø price 250 days Ø volume 250 days (pcs.)	9,756.39 EUR (135,574,980)
YTD High date	11,168.70 EUR (2024/04/26)
YTD Low date	9,798.80 EUR (2024/01/18)
52 Weeks High date	11,168.70 EUR (2024/04/26)
52 Weeks Low date	8,879.30 EUR (2023/10/26)

Composition

Name ISIN	Price	Diff % Diff +/-	Performance	Date Time	Turnover Pc. Turnover Money
ACCIONA SA EUR1 ES0125220311	109.20	4.10% 4.30		24/04/26 17:35:26	122,825 13,420,795.60
ACERINOX SA ES0132105018	10.13	-0.10% -0.01		24/04/26 17:35:26	696,875 7,079,009.65
ACS ACTIVIDADES DE CONSTR... ES0167050915	37.82	0.32% 0.12		24/04/26 17:35:26	522,897 19,773,696.18
AENA SA ES0105046009	175.80	0.74% 1.30		24/04/26 17:37:51	206,424 36,310,567.30
AMADEUS IT GROUP SA ES0109067019	59.64	0.74% 0.44		24/04/26 17:35:31	604,607 36,055,833.70
ARCELORMITTAL S.A. LU1598757687	23.76	0.93% 0.22		24/04/26 17:35:26	427,981 10,243,196.53
BANCO BILBAO VIZCA ES0113211835	10.985	4.57% 0.48		24/04/26 17:39:08	13,567,623 147,828,451.76
BANCO DE SABADELL SA EURO... ES0113860A34	1.691	3.27% 0.05		24/04/26 17:39:51	49,306,858 83,399,969.32
BANCO SANTANDER SA ES0113900J37	4.8505	2.16% 0.10		24/04/26 17:43:23	41,115,322 199,446,251.80
BANKINTER SA ES0113679I37	7.326	0.25% 0.02		24/04/26 17:35:26	2,225,437 16,283,792.76
CAIXABANK SA ES0140609019	5.114	1.95% 0.10		24/04/26 17:35:26	15,701,727 80,006,811.69
CELLNEX TELECOM SA ES0105066007	31.39	0.74% 0.23		24/04/26 17:44:40	1,167,670 36,658,100.38
CORPORACION ACCIONA ENERG... ES0105563003	19.27	2.72% 0.51		24/04/26 17:35:26	575,474 11,172,414.10
ENAGAS SA EUR1.50 ES0130960018	13.78	0.44% 0.06		24/04/26 17:35:28	861,265 11,881,949.20
ENDESA SA ES0130670112	17.055	0.71% 0.12		24/04/26 17:37:04	1,110,360 18,911,473.86
FERROVIAL SE NL0015001FS8	33.70	0.00% 0.00		24/04/26 17:35:26	872,454 29,351,880.32
FLUIDRA SA ES0137650018	19.93	1.37% 0.27		24/04/26 17:36:11	304,434 6,077,897.66
GRIFOLS SA ES0171996087	8.386	3.71% 0.30		24/04/26 17:35:26	1,738,773 14,494,282.19
IBERDROLA SA EUR0.75 ES0144580Y14	11.61	1.31% 0.15		24/04/26 17:35:26	6,730,718 78,064,307.63
INDRA SISTEMAS S.A. CLASS... ES0118594417	18.20	0.55% 0.10		24/04/26 17:35:26	348,624 6,329,031.49
INDUSTRIA DE DISENO TEXTI... ES0148396007	45.34	1.43% 0.64		24/04/26 17:39:35	1,441,592 65,120,064.58
INMOBILIARIA COLONIAL SOC... ES0139140174	5.56	1.92% 0.11		24/04/26 17:35:26	695,060 3,870,829.07
INTERNATIONAL CONSOLIDATE... ES0177542018	2.055	0.15% 0.00		24/04/26 17:35:26	9,379,785 19,414,974.36

LABORATORIOS FARMACEUTICO... ES0157261019	85.00	0.35% 0.30		24/04/26 17:35:26	79,264 6,678,748.35
LOGISTA HOLDINGS ES0105027009	25.46	0.32% 0.08		24/04/26 17:35:26	169,249 4,313,925.98
MAPFRE SA ES0124244E34	2.284	0.18% 0.00		24/04/26 17:42:54	3,235,849 7,383,448.14
MELIA HOTELS INTERNATIONA... ES0176252718	7.415	0.61% 0.05		24/04/26 17:35:26	415,614 3,084,737.32
MERLIN PROPERTIES SOCIMI ... ES0105025003	10.56	2.03% 0.21	■	24/04/26 17:35:26	669,518 7,061,270.66
NATURGY ENERGY GROUP SA ES0116870314	23.36	-0.09% -0.02		24/04/26 17:35:26	495,872 11,601,374.72
REDEIA CORPORATION SA ES0173093024	15.57	-0.45% -0.07		24/04/26 17:35:26	914,085 14,239,729.92