

## IBEX 35

ISIN: **ES0SI0000005** WKN: -

## Overview

2024/04/18 17:35:31

Price

**10,765.00** EURDifference  1.23% (131.10)

## General attributes

ISIN ES0SI0000005

Symbol -

Country Spain

Instruments in index 35

Type of index Price Index

Security type Index

## Market data

Open 10,694.90 EUR

High 10,776.30 EUR

Low 10,686.20 EUR

Close (prev. day) 10,633.90 EUR

Trading volume (m) 164,459,847

Volume (pcs) 1,103,721,070

5Y



Information about previous performance does not guarantee future performance.

Source: FactSet

## Top 5

Name 	Price	+ - (%) 	Trend 
INTERNATIO...	169.80	+5.54 	
BANKINTER ...	7.278	+5.30 	
BANCO DE S...	1.5025	+4.09 	
UNICAJA BA...	1.153	+3.69 	
BANCO SANT...	4.5445	+2.86 	









Intraday 1W 1M 6m 1Y 3Y

## Flop 5

Name 	Price	+ - (%) 	Trend 
GRIFOLS SA	8.618	-2.45 	
LABORATORI...	79.45	-1.55 	
REPSOL SA ...	15.045	-1.02 	
ACS ACTIVI...	38.28	-0.98 	
FERROVIAL ...	33.53	-0.95 	

Intraday 1W 1M 6m 1Y 3Y

## Recent research

on market		
Date	Headline	Download
2024/04/17	 Credit Markets Weekly	
2024/04/12	 Week Ahead	
2024/04/11	 ECB on course to cut interest rates	
2024/04/10	 Credit Markets Weekly	
2024/04/05	 Week Ahead	

**Futures and Options**

**Related Futures**

-

**Related Options**

-

## Details

2024/04/18 17:35:31

Price

**10,765.00** EURDifference  1.23% (131.10)

## General attributes

ISIN ES0SI0000005

Symbol -

Country Spain

Security type Index

Instruments in index 35

## Market data

Open 10,694.90 EUR

High 10,776.30 EUR

Low 10,686.20 EUR

Close (prev. day) 10,633.90 EUR

Trading volume (m) 164,459,847

Volume (pcs) 1,103,721,070

## Performance and Risk

	6m	1Y	3Y
Perf (%)	+16.85%	+14.26%	+24.98%
Perf (abs.)	+1,552.30	+1,343.10	+2,151.50
Beta	-	-	-
Volatility	11.79	12.11	16.57



Information about previous performance does not guarantee future performance.

Source: FactSet

## Price data

Ø price 5 days   Ø volume 5 days (pcs.)	10,659.80 EUR (150,620,696)
Ø price 30 days   Ø volume 30 days (pcs.)	10,721.44 EUR (171,454,810)
Ø price 100 days   Ø volume 100 days (pcs.)	10,249.39 EUR (149,060,021)
Ø price 250 days   Ø volume 250 days (pcs.)	9,712.56 EUR (134,896,780)
YTD High   date	11,140.10 EUR (2024/03/27)
YTD Low   date	9,798.80 EUR (2024/01/18)
52 Weeks High   date	11,140.10 EUR (2024/03/27)
52 Weeks Low   date	8,879.30 EUR (2023/10/26)

## Composition

Name ISIN	Price	Diff % Diff +/-	Performance	Date Time	Turnover Pc. Turnover Money
ACCIONA SA EUR1 ES0125220311	108.50	0.84% 0.90		24/04/18 17:35:28	93,425 10,161,329.30
ACERINOX SA ES0132105018	9.985	0.71% 0.07		24/04/18 17:35:28	759,456 7,551,325.11
ACS ACTIVIDADES DE CONSTR... ES0167050915	38.28	-0.98% -0.38		24/04/18 17:37:59	512,271 19,708,684.98
AENA SA ES0105046009	174.40	0.11% 0.20		24/04/18 17:35:28	160,951 28,087,032.60
AMADEUS IT GROUP SA ES0109067019	57.24	1.71% 0.96		24/04/18 17:35:28	820,708 46,620,637.30
ARCELORMITTAL S.A. LU1598757687	23.81	1.23% 0.29		24/04/18 17:35:29	196,064 4,671,540.66
BANCO BILBAO VIZCA ES0113211835	10.42	1.96% 0.20		24/04/18 17:44:35	9,499,130 98,609,233.20
BANCO DE SABADELL SA EURO... ES0113860A34	1.5025	4.09% 0.06		24/04/18 17:43:28	35,030,488 51,991,645.27
BANCO SANTANDER SA ES0113900J37	4.5445	2.86% 0.13		24/04/18 17:35:28	34,343,556 155,298,926.06
BANKINTER SA ES0113679I37	7.278	5.30% 0.37		24/04/18 17:40:34	6,958,072 49,856,882.54
CAIXABANK SA ES0140609019	4.824	2.77% 0.13		24/04/18 17:44:19	14,884,288 71,302,864.34
CELLNEX TELECOM SA ES0105066007	30.55	0.36% 0.11		24/04/18 17:38:14	1,000,836 30,516,356.29
CORPORACION ACCIONA ENERG... ES0105563003	20.02	0.30% 0.06		24/04/18 17:35:28	440,419 8,816,416.05
ENAGAS SA EUR1.50 ES0130960018	13.49	-0.07% -0.01		24/04/18 17:36:34	1,097,159 14,838,020.15
ENDESA SA ES0130670112	17.55	1.47% 0.26		24/04/18 17:35:53	1,583,501 27,795,366.58
FERROVIAL SE NL0015001FS8	33.22	-0.95% -0.32		24/04/18 17:35:28	1,391,922 46,338,780.90
FLUIDRA SA ES0137650018	19.20	0.00% 0.00		24/04/18 17:35:28	263,491 5,055,142.68
GRIFOLS SA ES0171996087	8.618	-2.45% -0.22		24/04/18 17:35:28	1,907,396 16,549,529.82
IBERDROLA SA EUR0.75 ES0144580Y14	11.295	0.76% 0.09		24/04/18 17:35:28	11,628,229 131,598,347.50
INDRA SISTEMAS S.A. CLASS... ES0118594417	18.04	-0.39% -0.07		24/04/18 17:35:28	365,538 6,557,175.76
INDUSTRIA DE DISENO TEXTI... ES0148396007	43.74	0.37% 0.16		24/04/18 17:38:31	1,516,752 66,233,528.14
INMOBILIARIA COLONIAL SOC... ES0139140174	5.35	0.85% 0.05		24/04/18 17:35:28	1,380,055 7,364,593.61
INTERNATIONAL CONSOLIDATE... ES0177542018	1.981	5.54% 0.10		24/04/18 17:38:05	17,264,447 33,770,991.15

LABORATORIOS FARMACEUTICO... ES0157261019	79.45	-1.55% -1.25		24/04/18 17:35:28	67,724 5,382,713.85
LOGISTA HOLDINGS ES0105027009	25.04	1.29% 0.32	█	24/04/18 17:35:28	176,281 4,408,713.70
MAPFRE SA ES0124244E34	2.228	1.55% 0.03	█	24/04/18 17:35:28	2,655,016 5,897,358.01
MELIA HOTELS INTERNATIONA... ES0176252718	7.20	2.06% 0.14	█	24/04/18 17:35:28	414,563 2,962,225.41
MERLIN PROPERTIES SOCIMI ... ES0105025003	10.25	2.40% 0.24	█	24/04/18 17:35:28	773,534 7,901,340.98
NATURGY ENERGY GROUP SA ES0116870314	22.90	0.26% 0.06		24/04/18 17:35:28	2,341,535 54,295,511.18
REDEIA CORPORATION SA ES0173093024	15.75	0.83% 0.13		24/04/18 17:35:28	1,138,722 17,918,498.22