

IBEX 35

ISIN:

ES0SI0000005

WKN: -

Overview

2020/08/13 17:38:00

Price

7,250.50 EURDifference  **-0.62%** (-45.50)

General attributes

ISIN ES0SI0000005

Symbol -

Country Spain

Instruments in index 35

Type of index Price Index

Security type Index

Market data

Open 7,267.00 EUR

High 7,321.90 EUR

Low 7,240.80 EUR

Close (prev. day) 7,296.00 EUR

Trading volume (m) 159,766,330

Volume (pcs) 642,150,254

Top 5

Name 	Price	+ - (%)	Trend 
MELIA HOTE...	3.758	+2.11	
SIEMENS GA...	22.4164	+1.25	
CELLNEX TE...	54.46	+0.93	
CIE AUTOMO...	15.28	+0.72	
ENCE ENERG...	2.689	+0.67	

Intraday 1W 1M 6m 1Y 3Y

Flop 5

Name 	Price	+ - (%)	Trend 
INTERNATIO...	204.40	-3.99	
ARCELORMIT...	10.236	-3.38	
BANCO BILB...	2.564	-2.77	
CAIXABANK ...	2.0143	-2.19	
BANCO SANT...	181.66	-2.03	






5Y



Information about previous performance does not guarantee future performance.

Source: FactSet

Recent research

on market		
Date	Headline	Download
2020/08/10	 Fiscal package dispute endangers economic recovery...	
2020/08/07	 Week ahead US Congress should hurry	
2020/08/03	 Severe recession in Q2 - how rocky will the road a...	
2020/07/31	 Week ahead What is moving the dollar?	
2020/07/31	 Global Equity Ratings	

Intraday 1W 1M 6m 1Y 3Y

Futures and Options

Related Futures -

Related Options -

Details

2020/08/13 17:38:00

Price

7,250.50 EURDifference  -0.62% (-45.50)

General attributes

ISIN ES0SI0000005

Symbol -

Country Spain

Security type Index

Instruments in index 35

Market data

Open 7,267.00 EUR

High 7,321.90 EUR

Low 7,240.80 EUR

Close (prev. day) 7,296.00 EUR

Trading volume (m) 159,766,330

Volume (pcs) 642,150,254

Performance and Risk

	6m	1Y	3Y
Perf (%)	-26.84%	-16.61%	-29.49%
Perf (abs.)	-2,659.30	-1,444.60	-3,032.40
Beta	-	-	-
Volatility	43.64	32.12	21.47

5Y



Information about previous performance does not guarantee future performance.

Source: FactSet

Price data

Ø price 5 days Ø volume 5 days (pcs.)	7,162.88 EUR (208,686,130)
Ø price 30 days Ø volume 30 days (pcs.)	7,260.70 EUR (213,948,594)
Ø price 100 days Ø volume 100 days (pcs.)	7,088.06 EUR (270,241,232)
Ø price 250 days Ø volume 250 days (pcs.)	8,314.18 EUR (225,922,358)
YTD High date	10,100.20 EUR (2020/02/19)
YTD Low date	5,814.50 EUR (2020/03/16)
52 Weeks High date	10,100.20 EUR (2020/02/19)
52 Weeks Low date	5,814.50 EUR (2020/03/16)

Composition

Name ISIN	Price	Diff % Diff +/-	Performance	Date Time	Turnover Pc. Turnover Money
ACCIONA SA EUR1 ES0125220311	102.10	-0.29% -0.30		20/08/13 17:38:00	85,327 8,706,276.10
ACERINOX SA ES0132105018	7.472	-1.01% -0.08		20/08/13 17:38:00	317,225 2,377,474.29
ACS ACTIVIDADES DE CONSTR... ES0167050915	21.52	-1.19% -0.26		20/08/13 17:38:00	771,586 16,728,914.25
AENA SA ES0105046009	121.20	-1.30% -1.60		20/08/13 17:38:00	183,269 22,300,161.20
ALMIRALL SA ES0157097017	9.71	-0.61% -0.06		20/08/13 17:38:00	373,972 3,640,300.07
AMADEUS IT GROUP ES0109067019	47.94	0.06% 0.03		20/08/13 17:38:00	859,092 41,256,652.29
ARCELORMITTAL S.A. LU1598757687	10.242	-3.38% -0.36		20/08/13 17:38:00	588,682 6,096,391.91
BANCO BILBAO VIZCAYA ARGE... ES0113211835	2.56	-2.77% -0.07		20/08/13 17:38:00	17,966,665 46,455,570.79
BANCO DE SABADELL SA EURO... ES0113860A34	0.3502	-0.40% -0.00		20/08/13 17:38:00	43,331,192 15,234,225.33
BANCO SANTANDER SA ES0113900J37	1.9476	-2.03% -0.04		20/08/13 17:38:00	38,722,582 76,086,742.47
BANKIA S.A. ES0113307062	1.1685	0.26% 0.00		20/08/13 17:38:00	4,329,227 5,073,685.74
BANKINTER SA ES0113679I37	4.69	-1.08% -0.05		20/08/13 17:38:00	2,035,820 9,595,538.71
CAIXABANK SA ES0140609019	2.014	-2.19% -0.05		20/08/13 17:38:00	8,168,115 16,559,495.35
CELLNEX TELECOM SA ES0105066007	54.30	0.93% 0.50		20/08/13 17:38:00	475,150 25,749,111.62
CIE AUTOMOTIVE SA ES0105630315	15.29	0.72% 0.11		20/08/13 17:38:00	204,822 3,121,368.71
ENAGAS SA EUR1.50 ES0130960018	21.86	-0.82% -0.18		20/08/13 17:38:00	491,565 10,752,473.85
ENCE ENERGIA Y CELULOSA S... ES0130625512	2.689	0.67% 0.02		20/08/13 17:38:00	712,044 1,914,889.85
ENDESA SA ES0130670112	24.49	-0.77% -0.19		20/08/13 17:38:00	1,082,720 26,561,691.82
FERROVIALSA ES0118900010	22.84	-0.39% -0.09		20/08/13 17:38:00	604,036 13,839,069.89
GRIFOLS SA ES0171996087	25.08	0.40% 0.10		20/08/13 17:38:00	607,068 15,208,536.00
IBERDROLA SA EUR0.75 ES0144580Y14	11.07	-0.58% -0.07		20/08/13 17:38:00	7,475,279 82,772,444.38
INDRA SISTEMAS SA ES0118594417	6.495	-0.54% -0.04		20/08/13 17:38:00	609,009 3,946,542.36
INDUSTRIA DE DISENO TEXTI... ES0148396007	24.10	0.17% 0.04		20/08/13 17:38:00	2,238,759 53,835,757.56

INMOBILIARIA COLONIAL SOC... ES0139140174	7.31	-0.81% -0.06		20/08/13 17:38:00	362,765 2,660,911.10
INTERNATIONAL CONSOLIDATE... ES0177542018	2.259	-3.99% -0.09		20/08/13 17:38:00	9,323,184 21,632,737.66
MAPFRE SA ES0124244E34	1.655	-0.90% -0.02		20/08/13 17:38:00	3,157,834 5,246,988.69
MASMOVIL IBERCOM SA ES0184696104	22.50	0.18% 0.04		20/08/13 17:38:00	546,605 12,292,436.78
MELIA HOTELS INTERNATIONA... ES0176252718	3.772	2.11% 0.08	█	20/08/13 17:38:00	1,247,568 4,660,921.53
MERLIN PROPERTIES SOCIMI ... ES0105025003	7.655	-0.78% -0.06		20/08/13 17:38:00	1,212,144 9,335,796.96
NATURGY ENERGY GROUP SA ES0116870314	16.69	-0.63% -0.11		20/08/13 17:38:00	677,679 11,348,053.90