

IBEX 35

ISIN:

ES0SI0000005

WKN: -

Overview

2020/07/08 10:07:00

Price

7,347.60 EURDifference  -1.34% (-99.80)

General attributes

ISIN ES0SI0000005

Symbol -

Country Spain

Instruments in index 35

Type of index Price Index

Security type Index

Market data

Open 7,361.80 EUR

High 7,382.30 EUR

Low 7,337.70 EUR

Close (prev. day) 7,447.40 EUR

Trading volume (m) 31,844,118

Volume (pcs) 116,895,344

Top 5

Name 	Price	+ - (%)	Trend 
SIEMENS GA...	16.4499	+1.72	
ARCELORMIT...	10.046	+0.91	
MASMOVIL I...	22.80	+0.71	
ACERINOX S...	7.30	+0.49	
ENDESA SA	23.55	+0.26	

Intraday 1W 1M 6m 1Y 3Y

Flop 5

Name 	Price	+ - (%)	Trend 
ENAGAS SA ...	21.08	-4.67	
ENCE ENERG...	2.807	-4.06	
INMOBILIAR...	8.1175	-3.51	
MELIA HOTE...	3.90	-3.50	
TELEFÓNICA...	7.146	-3.23	

Intraday 1W 1M 6m 1Y 3Y











5Y



Information about previous performance does not guarantee future performance.

Source: FactSet

Recent research

on market			Download
Date	Headline		
2020/07/07	 Corporate Schuldschein market resilient despite co...		
2020/07/03	 Week ahead Economic recovery gets started		
2020/07/02	 Cue 2nd half 2020: definitely no V-shaped recovery		
2020/06/26	 Week ahead Infection figures in the Eurozone and...		
2020/06/25	 Mixed signals		

Futures and Options

Related Futures -

Related Options -

Details

2020/07/08 10:07:00

Price

7,347.60 EURDifference  -1.34% (-99.80)

General attributes

ISIN ES0SI0000005

Symbol -

Country Spain

Security type Index

Instruments in index 35

Market data

Open 7,361.80 EUR

High 7,382.30 EUR

Low 7,337.70 EUR

Close (prev. day) 7,447.40 EUR

Trading volume (m) 31,844,118

Volume (pcs) 116,895,344

Performance and Risk

	6m	1Y	3Y
Perf (%)	-22.26%	-20.22%	-29.00%
Perf (abs.)	-2,132.40	-1,887.60	-3,041.40
Beta	-	-	-
Volatility	43.03	31.71	21.25



5Y

Information about previous performance does not guarantee future performance.

Source: FactSet

Price data

Ø price 5 days Ø volume 5 days (pcs.)	7,426.62 EUR (226,120,407)
Ø price 30 days Ø volume 30 days (pcs.)	7,406.07 EUR (366,911,332)
Ø price 100 days Ø volume 100 days (pcs.)	7,361.36 EUR (306,801,458)
Ø price 250 days Ø volume 250 days (pcs.)	8,498.30 EUR (221,460,620)
YTD High date	10,100.20 EUR (2020/02/19)
YTD Low date	5,814.50 EUR (2020/03/16)
52 Weeks High date	10,100.20 EUR (2020/02/19)
52 Weeks Low date	5,814.50 EUR (2020/03/16)

Composition

Name ISIN	Price	Diff % Diff +/-	Performance	Date Time	Turnover Pc. Turnover Money
ACCIONA SA EUR1 ES0125220311	91.60	-0.27% -0.25		20/07/07 17:38:00	77,285 7,085,840.00
ACERINOX SA ES0132105018	7.426	0.49% 0.04		20/07/07 17:38:00	659,978 4,873,443.95
ACS ACTIVIDADES DE CONSTR... ES0167050915	23.40	-2.05% -0.49		20/07/07 17:38:00	1,363,411 32,041,198.18
AENA SA ES0105046009	124.40	-1.74% -2.20		20/07/07 17:38:00	192,765 23,992,244.00
ALMIRALL SA ES0157097017	11.71	0.09% 0.01		20/07/07 17:38:00	552,721 6,410,131.23
AMADEUS IT GROUP ES0109067019	48.55	-0.47% -0.23		20/07/07 17:38:00	1,166,269 56,367,703.84
ARCELORMITTAL S.A. LU1598757687	10.172	0.91% 0.09		20/07/07 17:38:00	620,664 6,271,906.70
BANCO BILBAO VIZCAYA ARGE... ES0113211835	3.226	-2.45% -0.08		20/07/07 17:38:00	13,733,856 44,534,179.94
BANCO DE SABADELL SA EURO... ES0113860A34	0.3302	-1.73% -0.01		20/07/07 17:38:00	40,343,163 13,321,212.64
BANCO SANTANDER SA ES0113900J37	2.2675	-2.97% -0.07		20/07/07 17:38:00	47,468,331 108,602,350.26
BANKIA S.A. ES0113307062	1.046	-2.38% -0.03		20/07/07 17:38:00	13,235,560 13,942,295.95
BANKINTER SA ES0113679I37	4.323	-2.06% -0.09		20/07/07 17:38:00	2,553,937 11,092,088.54
CAIXABANK SA ES0140609019	2.015	-3.03% -0.06		20/07/07 17:38:00	10,987,051 22,302,637.36
CELLNEX TELECOM SA ES0105066007	55.84	-0.11% -0.06		20/07/07 17:38:00	1,496,116 83,476,372.36
CIE AUTOMOTIVE SA ES0105630315	15.85	-0.69% -0.11		20/07/07 17:38:00	299,817 4,740,323.63
ENAGAS SA EUR1.50 ES0130960018	21.08	-4.67% -1.03		20/07/07 17:38:00	3,540,546 76,141,253.63
ENCE ENERGIA Y CELULOSA S... ES0130625512	2.815	-4.06% -0.12		20/07/07 17:38:00	1,349,292 3,838,539.16
ENDESA SA ES0130670112	23.51	0.26% 0.06		20/07/07 17:38:00	6,809,636 158,530,618.57
FERROVIALSA ES0118900010	24.08	-0.66% -0.16		20/07/07 17:38:00	2,016,557 48,483,422.42
GRIFOLS SA ES0171996087	26.92	-1.57% -0.43		20/07/07 17:38:00	1,078,349 28,938,748.95
IBERDROLA SA EUR0.75 ES0144580Y14	10.835	0.14% 0.02		20/07/07 17:38:00	18,061,124 188,240,761.66
INDRA SISTEMAS SA ES0118594417	7.20	-0.96% -0.07		20/07/07 17:38:00	1,665,146 11,988,673.60
INDUSTRIA DE DISENO TEXTI... ES0148396007	23.85	-2.25% -0.55		20/07/07 17:38:00	3,075,773 73,848,872.06

INMOBILIARIA COLONIAL SOC... ES0139140174	8.11	-3.51% -0.30		20/07/07 17:38:00	614,184 5,013,799.87
INTERNATIONAL CONSOLIDATE... ES0177542018	2.464	-2.22% -0.06		20/07/07 17:38:00	8,973,051 22,220,198.40
MAPFRE SA ES0124244E34	1.628	-0.67% -0.01		20/07/07 17:38:00	3,827,982 6,243,108.77
MASMOVIL IBERCOM SA ES0184696104	22.82	0.71% 0.16		20/07/07 17:38:00	1,559,585 35,391,826.12
MELIA HOTELS INTERNATIONA... ES0176252718	3.912	-3.50% -0.14		20/07/07 17:38:00	1,658,489 6,499,929.70
MERLIN PROPERTIES SOCIMI ... ES0105025003	7.505	-3.04% -0.24		20/07/07 17:38:00	880,245 6,636,597.88
NATURGY ENERGY GROUP SA ES0116870314	17.00	0.00% 0.00		20/07/07 17:38:00	1,061,551 18,028,014.06