

CHINA SXT PHARMACEUTICALS INC.

ISIN: VGG2161P1403 WKN: G2161P140

Overview

2024/05/17 08:01:21

Price

0.947 EUR

Difference  -0.73% (-0.01)

General attributes

ISIN VGG2161P1403

Symbol SXTC

Exchange Frankfurt

Currency EUR

Sector Chemical / Pharmaceutical / Health

Security type Stock

Market cap (m) 1 EUR

Benchmark MSCI WORLD INDEX (STRD, UHD)

Market data

Bid (Bid size) -

Ask (Ask size) -

Open 0.947 EUR

High 0.947 EUR

Low 0.947 EUR

Close (prev. day) 0.954 EUR

VWAP 1.024 EUR

Volume (pcs) 0

Trading volume 0.00

Number of trades 2

Last size 0

Futures and Options

Related Futures -

Related Options -

5Y













Information about previous performance does not guarantee future performance.

Source: FactSet

Recent research

on sector

Date		Headline	Download
2024/04/26		Global Equity Ratings	
2024/04/03		Global Equity Ratings	
2024/03/13		Global Equity Ratings	
2024/02/22		Global Equity Ratings	
2024/02/14		Global Equity Ratings	

Details

2024/05/17 08:01:21

Price

0.947 EUR

Difference  -0.73% (-0.01)

General attributes

ISIN	VGG2161P1403
Symbol	SXTC
Exchange	Frankfurt
Currency	EUR
Sector	Chemical / Pharmaceutical / Health
Security type	Stock
Market cap (m)	1 EUR
Benchmark	MSCI WORLD INDEX (STRD, UHD)

Market data

Bid (Bid size)	-
Ask (Ask size)	-
Open	0.947 EUR
High	0.947 EUR
Low	0.947 EUR
Close (prev. day)	0.954 EUR
VWAP	1.024 EUR
Volume (pcs)	0
Trading volume	0.00
Number of trades	2
Last size	0

Performance and Risk

	6m	1Y	3Y
Perf (%)	-47.97%	-77.40%	-99.80%
Perf (abs.)	-0.87	-3.24	-484.05
Beta	2.86	1.84	2.31
Volatility	212.52	212.59	588.08

5Y



Information about previous performance does not guarantee future performance.
Source: FactSet

Price data

Ø price 5 days Ø volume 5 days (pcs.)	0.946 EUR (0)
Ø price 30 days Ø volume 30 days (pcs.)	1.087 EUR (144)
Ø price 100 days Ø volume 100 days (pcs.)	1.570 EUR (149)
Ø price 250 days Ø volume 250 days (pcs.)	2.396 EUR (127)
YTD High date	3.420 EUR (2024/02/08)
YTD Low date	0.850 EUR (2024/05/06)
52 Weeks High date	7.750 EUR (2023/08/21)
52 Weeks Low date	0.850 EUR (2024/05/06)

All listings for CHINA SXT PHARMACEUTICALS INC.

Exchange	Date	Time	Price	Trading volume (mio.)	Number of trades
Tradegate	2024/05/17	22:26	1.054 EUR	0.00	1
Stuttgart	2024/05/17	21:59	1.024 EUR	0.00	7
Nasdaq	2024/05/17	22:00	1.15 USD	2.50	6,324
Munich	2024/05/17	12:33	1.128 EUR	0.00	2
Frankfurt	2024/05/17	08:01	0.947 EUR	0.00	2
Berlin	2024/05/17	20:30	1.084 EUR	0.00	18

Company profile

Company Logo



Company Profile

-

Contact Details

CHINA SXT PHARMACEUTICALS

--

Telefon: -

Fax: -

E-mail: -