

PORTUGAL PSI

ISIN: PTING0200002 WKN: -

Overview

2024/08/16 11:16:00

Price

6,638.69 EUR

Difference ▲ 0.18% (11.65)

General attributes

ISIN	PTING0200002
Symbol	-
Country	Portugal
Instruments in index	16
Type of index	Price Index
Security type	Index

Market data

Open	6,629.66 EUR
High	6,645.66 EUR
Low	6,623.65 EUR
Close (prev. day)	6,627.04 EUR
Trading volume (m)	10,584,589
Volume (pcs)	8,438,980

5Y



Information about previous performance does not guarantee future performance.
Source: FactSet

Top 5

Name	Price	+ - (%)	Trend
BANCO COME...	0.3962	+0.64	▲
JERONIMO M...	16.59	+0.55	▲
EDP-ENERGI...	3.696	+0.35	▲
ALTRI SGPS...	4.77	+0.34	▲
REN-REDES ...	2.355	+0.21	▲

Intraday 1W 1M 6m 1Y 3Y

Flop 5

Name	Price	+ - (%)	Trend
MOTA-ENGIL...	3.49	-0.29	▼
SONAE SGPS...	0.923	-0.22	▼
NOS SGPS S...	3.485	-0.14	▼
GALP ENER...	19.06	-0.13	▼
THE NAVIGA...	3.618	-0.06	▼

Intraday 1W 1M 6m 1Y 3Y

Recent research

on market

Date	Headline	Download
2024/08/12	Global Equity Ratings	↓
2024/08/09	Week Ahead	↓
2024/08/02	Week Ahead	↓
2024/07/31	Credit Markets Weekly	↓
2024/07/26	Week Ahead	↓

Futures and Options

Related Futures -

Related Options -

Details

2024/08/16 11:16:00

Price

6,638.69 EUR

Difference



0.18% (11.65)

General attributes

ISIN PTING0200002

Symbol -

Country Portugal

Security type Index

Instruments in index 16

Market data

Open 6,629.66 EUR

High 6,645.66 EUR

Low 6,623.65 EUR

Close (prev. day) 6,627.04 EUR

Trading volume (m) 10,584,589

Volume (pcs) 8,438,980

Performance and Risk

	6m	1Y	3Y
Perf (%)	+8.16%	+10.47%	+26.93%
Perf (abs.)	+499.94	+628.29	+1,405.89
Beta	-	-	-
Volatility	13.59	13.42	14.92














5Y

Information about previous performance does not guarantee future performance.
Source: FactSet

Price data

Ø price 5 days Ø volume 5 days (pcs.)	6,586.96 EUR (30,893,240)
Ø price 30 days Ø volume 30 days (pcs.)	6,684.86 EUR (75,346,248)
Ø price 100 days Ø volume 100 days (pcs.)	6,634.23 EUR (90,246,828)
Ø price 250 days Ø volume 250 days (pcs.)	6,401.57 EUR (92,667,274)
YTD High date	6,993.53 EUR (2024/05/15)
YTD Low date	6,050.03 EUR (2024/03/14)
52 Weeks High date	6,993.53 EUR (2024/05/15)
52 Weeks Low date	5,823.43 EUR (2023/10/06)

Composition

Name  ISIN	Price	Diff %  Diff +/-	Performance 	Date Time	Turnover Pc.  Turnover Money 
ALTRI SGPS SA PTALT0AE0002	4.77	0.34% 0.02		24/08/16 11:06:43	26,422 125,754.00
BANCO COMERCIAL PORTUGUES... PTBCP0AM0015	0.3962	0.64% 0.00		24/08/16 11:14:31	11,814,492 4,677,969.00
CORTICEIRA AMORIM SGPS S.... PTCOR0AE0006	8.80	0.00% 0.00		24/08/16 10:55:23	666 5,871.00
CTT-CORREIOS DE PORTUGAL ... PTCTT0AM0001	4.20	0.00% 0.00		24/08/16 11:10:53	45,345 190,849.00
EDP RENOVÁVEIS S.A. ES0127797019	14.09	0.14% 0.02		24/08/16 11:10:45	42,185 593,383.00
EDP-ENERGIAS DE PORTUGAL ... PTEDP0AM0009	3.696	0.35% 0.01		24/08/16 11:11:10	351,134 1,295,878.00
GALP ENERGIA SGPS S.A. PTGAL0AM0009	19.06	-0.13% -0.03		24/08/16 11:15:32	33,021 631,113.00
GREENVOLT ENERGIAS RENOVA... PTGNV0AM0001	8.30	0.00% 0.00		24/08/16 09:02:45	52 -
IBERSOL SGPS S.A. PTIBS0AM0008	7.10	0.00% 0.00		24/08/16 09:01:38	489 3,472.00
JERONIMO MARTINS SGPS SA PTJMT0AE0001	16.59	0.55% 0.09		24/08/16 11:15:47	107,151 1,772,372.00
MOTA-ENGIL SGPS S.A. PTMEN0AE0005	3.49	-0.29% -0.01		24/08/16 11:15:38	116,343 405,553.00
NOS SGPS SA PTZON0AM0006	3.485	-0.14% -0.01		24/08/16 11:11:10	13,345 46,489.00
REN-REDES ENERGETICAS NAC... PTREL0AM0008	2.355	0.21% 0.01		24/08/16 11:13:55	25,148 59,117.00
SEMAPA - SOCIEDADE DE INV... PTSEM0AM0004	14.20	0.00% 0.00		24/08/16 11:08:06	798 11,318.00
SONAE SGPS S.A. PTSON0AM0001	0.923	-0.22% -0.00		24/08/16 10:39:22	225,599 207,658.00
THE NAVIGATOR COMPANY SA PTPTI0AM0006	3.618	-0.06% -0.00		24/08/16 11:10:21	48,103 174,301.00