

## BRIGHTCOVE INC.

ISIN: **US10921T1016** WKN: **10921T101**

## Overview

2024/07/17 08:01:42

Price  
2.38 EURDifference  2.59% (0.06)

## General attributes

ISIN	US10921T1016
Symbol	BCOV
Exchange	Munich
Currency	EUR
Sector	-
Security type	Stock
Market cap (m)	104 EUR
Benchmark	S&P 500

## Market data

Bid (Bid size)	-
Ask (Ask size)	-
Open	2.38 EUR
High	2.38 EUR
Low	2.38 EUR
Close (prev. day)	2.32 EUR
VWAP	2.12 EUR
Volume (pcs)	0
Trading volume	0.00
Number of trades	2
Last size	0

## Futures and Options

Related Futures	-
Related Options	-











5Y



Information about previous performance does not guarantee future performance.  
Source: FactSet

## Recent research

on market

Date	Headline	Download
2024/07/12	 Global Equity Ratings	
2024/07/08	 Akciové trhy - denní zpráva	
2024/07/03	 Global Strategy 3Q 2024	
2024/06/21	 Global Equity Ratings	
2024/05/29	 Global Equity Ratings	

## Details

2024/07/17 08:01:42

## Price

2.38 EUR

Difference ▲ 2.59% (0.06)

## General attributes

ISIN	US10921T1016
Symbol	BCOV
Exchange	Munich
Currency	EUR
Sector	-
Security type	Stock
Market cap (m)	104 EUR
Benchmark	S&P 500

## Market data

Bid (Bid size)	-
Ask (Ask size)	-
Open	2.38 EUR
High	2.38 EUR
Low	2.38 EUR
Close (prev. day)	2.32 EUR
VWAP	2.12 EUR
Volume (pcs)	0
Trading volume	0.00
Number of trades	2
Last size	0

## Performance and Risk

	6m	1Y	3Y
Perf (%)	+8.18%	-33.89%	-78.36%
Perf (abs.)	+0.18	-1.22	-8.62
Beta	1.00	0.72	0.97
Volatility	44.61	38.58	34.01

5Y



Information about previous performance does not guarantee future performance.  
Source: FactSet

## Price data

Ø price 5 days   Ø volume 5 days (pcs.)	2.29 EUR (0)
Ø price 30 days   Ø volume 30 days (pcs.)	2.08 EUR (20)
Ø price 100 days   Ø volume 100 days (pcs.)	1.88 EUR (6)
Ø price 250 days   Ø volume 250 days (pcs.)	2.41 EUR (4)
YTD High   date	2.38 EUR (2024/07/17)
YTD Low   date	1.55 EUR (2024/04/26)
52 Weeks High   date	4.02 EUR (2023/08/01)
52 Weeks Low   date	1.55 EUR (2024/04/26)

## Arbitrage views

Exchange	Date	Time	Price	Trading volume (mio.)	Number of trades
Stuttgart	2024/07/17	21:58	2.28 EUR	0.00	8
Nasdaq	2024/07/17	22:00	2.54 USD	0.96	2,148
Munich	2024/07/17	08:01	2.38 EUR	0.00	2
Frankfurt	2024/07/17	15:58	2.34 EUR	0.00	3
Duesseldorf	2024/07/17	19:30	2.26 EUR	0.00	7

## Company profile

### Company Logo

**BRIGHTCOVE®**

### Company Profile

-

### Contact Details

BRIGHTCOVE INC.

--

----

Telefon: -

Fax: -

E-mail: -