

## CTAC N.V.

ISIN: NL0000345577

WKN: 000034557

## Overview

2024/07/11 08:19:15

5Y

## Price

3.15 EUR

Difference  0.00% (0.00)

## General attributes

ISIN	NL0000345577
Symbol	CTAC
Exchange	Munich
Currency	EUR
Sector	Software
Security type	Stock
Market cap (m)	44 EUR
Benchmark	AMSTERDAM EXCHANGES INDEX

## Market data

Bid (Bid size)	3.09 EUR (300)
Ask (Ask size)	3.15 EUR (300)
Open	3.15 EUR
High	3.15 EUR
Low	3.15 EUR
Close (prev. day)	3.15 EUR
VWAP	-
Volume (pcs)	0
Trading volume	0.00
Number of trades	1
Last size	0

## Futures and Options








Related Futures	-
Related Options	-

## PDF Downloads

Company report: CTAC N.V. 

Information about previous performance does not guarantee future performance.  
Source: FactSet

## Recent research

on sector		on market	
Date		Headline	Download
2024/07/11		Akciové trhy - denní zpráva	
2024/07/10		Akciové trhy - denní zpráva	
2024/07/09		Akciové trhy - denní zpráva	
2024/07/08		Akciové trhy - denní zpráva	
2024/07/04		Akciové trhy - denní zpráva	

## Details

2024/07/11 08:19:15

## Price

3.15 EUR

Difference ↔ 0.00% (0.00)

## General attributes

ISIN	NL0000345577
Symbol	CTAC
Exchange	Munich
Currency	EUR
Sector	Software
Security type	Stock
Market cap (m)	44 EUR
Benchmark	AMSTERDAM EXCHANGES INDEX

## Market data

Bid (Bid size)	3.09 EUR (300)
Ask (Ask size)	3.15 EUR (300)
Open	3.15 EUR
High	3.15 EUR
Low	3.15 EUR
Close (prev. day)	3.15 EUR
VWAP	-
Volume (pcs)	0
Trading volume	0.00
Number of trades	1
Last size	0

## Performance and Risk

	6m	1Y	3Y
Perf (%)	-10.00%	-17.54%	-34.51%
Perf (abs.)	-0.35	-0.67	-1.66
Beta	0.33	0.04	0.27
Volatility	27.56	21.74	21.63

5Y



Information about previous performance does not guarantee future performance.  
Source: FactSet

## Price data

Ø price 5 days   Ø volume 5 days (pcs.)	3.14 EUR (0)
Ø price 30 days   Ø volume 30 days (pcs.)	3.17 EUR (0)
Ø price 100 days   Ø volume 100 days (pcs.)	3.37 EUR (0)
Ø price 250 days   Ø volume 250 days (pcs.)	3.45 EUR (0)
YTD High   date	4.04 EUR (2024/04/23)
YTD Low   date	3.05 EUR (2024/05/06)
52 Weeks High   date	4.04 EUR (2024/04/23)
52 Weeks Low   date	3.05 EUR (2024/05/06)

## All listings for CTAC N.V.

Exchange <span>⊕</span>	Date	Time	Price	Trading volume (mio.)	Number of trades
Tradegate	2024/07/10	22:02	3.15 EUR	0.00	1
Stuttgart	2024/07/11	15:26	3.05 EUR	0.00	8
Munich	2024/07/11	08:19	3.15 EUR	0.00	1
London Stock Exchange	2022/02/03	16:59	4.16 EUR	0.00	1
Frankfurt	2024/07/11	08:12	3.12 EUR	0.00	1

	11						
Euronext Amsterdam	2024/07/11	12:51	3.13	EUR	0.01		9
Duesseldorf	2024/07/11	08:12	3.13	EUR	0.00		1
Berlin	2024/07/11	08:08	3.13	EUR	0.00		1

## Company profile

### Company Logo

#### Contact Details

CTAC NV

--

Meerendonkweg 11 - 5216 TZ 's-Hertogenbosch

Telefon: +31-73-692-06-92

Fax: +31-73-692-06-88

E-mail: [info@ctac.nl](mailto:info@ctac.nl)

#### PDF Downloads

Company report: CTAC N.V.



### Company Profile

Ctac NV engages in the provision of systems, applications, and products (SAP) solutions. It also offers business consultancy, managed services, project, learning, and secondment services. It operates through the following geographical segments: The Netherlands, Belgium, and Other. The company was founded by Hugo Cooymans in 1992 and is headquartered in 's-Hertogenbosch, the Netherlands.

#### Members of Management Board

Paul de Koning	Member of Executive Committee
----------------	-------------------------------

#### Board of directors

Harry Hendriks	Chairman of Supervisory Board
Marlies van Elst	Member of Supervisory Board
Ton Vernaas	Member of Supervisory Board