

AVANT BRANDS LTD.

ISIN: CA05353D1033 WKN: -

Overview

2024/06/28 20:22:04

Price
0.0475 EUR

Difference  3.26% (0.00)

General attributes

ISIN	CA05353D1033
Symbol	AVNT
Exchange	Berlin
Currency	EUR
Sector	Chemical / Pharmaceutical / Health
Security type	Stock
Market cap (m)	12 EUR
Benchmark	S&P/TSX 60 INDEX

Market data

Bid (Bid size)	-
Ask (Ask size)	-
Open	0.0445 EUR
High	0.049 EUR
Low	0.0445 EUR
Close (prev. day)	0.046 EUR
VWAP	-
Volume (pcs)	0
Trading volume	0.00
Number of trades	15
Last size	0

Futures and Options








Related Futures	-
Related Options	-

5Y



Information about previous performance does not guarantee future performance.
Source: FactSet

Recent research

on sector			
Date		Headline	Download
2024/06/21		Global Equity Ratings	
2024/06/14		Global Equity Ratings	
2024/05/29		Global Equity Ratings	
2024/04/26		Global Equity Ratings	
2024/04/03		Global Equity Ratings	

Details

2024/06/28 20:22:04

5Y

Price

0.0475 EUR

Difference ▲ 3.26% (0.00)

General attributes

ISIN	CA05353D1033
Symbol	AVNT
Exchange	Berlin
Currency	EUR
Sector	Chemical / Pharmaceutical / Health
Security type	Stock
Market cap (m)	12 EUR
Benchmark	S&P/TSX 60 INDEX

Market data

Bid (Bid size)	-
Ask (Ask size)	-
Open	0.0445 EUR
High	0.049 EUR
Low	0.0445 EUR
Close (prev. day)	0.046 EUR
VWAP	-
Volume (pcs)	0
Trading volume	0.00
Number of trades	15
Last size	0

Performance and Risk

	6m	1Y	3Y
Perf (%)	-51.03%	-49.74%	-89.54%
Perf (abs.)	-0.05	-0.05	-0.41
Beta	-0.16	0.60	0.78
Volatility	70.47	68.16	71.70



Information about previous performance does not guarantee future performance. Source: FactSet

Price data

Ø price 5 days Ø volume 5 days (pcs.)	0.0447 EUR (0)
Ø price 30 days Ø volume 30 days (pcs.)	0.0463 EUR (0)
Ø price 100 days Ø volume 100 days (pcs.)	0.0595 EUR (0)
Ø price 250 days Ø volume 250 days (pcs.)	0.0928 EUR (0)
YTD High date	0.1020 EUR (2024/01/08)
YTD Low date	0.0260 EUR (2024/06/06)
52 Weeks High date	0.2140 EUR (2023/08/02)
52 Weeks Low date	0.0260 EUR (2024/06/06)

All listings for AVANT BRANDS LTD.

Exchange	Date	Time	Price	Trading volume (mio.)	Number of trades
Toronto Stock Exchange	2024/06/28	21:46	0.065 CAD	0.01	21
Stuttgart	2024/06/28	16:46	0.0365 EUR	0.00	8
Munich	2024/06/28	08:04	0.05 EUR	0.00	1
Frankfurt	2024/06/28	08:10	0.0375 EUR	0.00	2
FINRA other OTC	2024/06/28	21:55	0.0514 USD	0.01	34

Issues	28						
Berlin	2024/06/28	20:22	0.0475	EUR	0.00		15

Company profile

Company Logo



Company Profile

-

Contact Details

AVANT BRANDS

--

Telefon: -

Fax: -

E-mail: -