

MDAX PERFORMANCE INDEX

ISIN: DE0008467416 WKN: -

Overview

2024/04/26 17:50:00

Price

26,175.48 EUR

Difference ▲ 0.51% (132.30)

General attributes

ISIN DE0008467416

Symbol MDAX

Country Germany

Instruments in index 50

Type of index Performance Index

Security type Index

Market data

Open 26,075.71 EUR

High 26,325.25 EUR

Low 26,071.92 EUR

Close (prev. day) 26,043.18 EUR

Trading volume (m) 5,991,918

Volume (pcs) 155,510,881,431

5Y



Information about previous performance does not guarantee future performance.

Source: FactSet

Top 5

Name ↕	Price	+ - (%)	Trend ↕
SMA SOLAR ...	50.85	+6.47	▲
THYSENKRU...	4.733	+6.17	▲
AROUNDTOWN...	1.9585	+5.86	▲
AIXTRON SE	22.82	+4.78	▲
TAG IMMOBI...	12.76	+4.59	▲

Intraday 1W 1M 6m 1Y 3Y

Flop 5

Name ↕	Price	+ - (%) ↕	Trend ↕
DELIVERY H...	25.86	-16.01	▼
HELLOFRESH...	6.744	-3.63	▼
HOCHTIEF A...	98.90	-1.98	▼
WACKER CHE...	100.30	-1.52	▼
K+S AG	13.515	-1.31	▼

Intraday 1W 1M 6m 1Y 3Y

Recent research

on market			
Date		Headline	Download
2024/04/26		Week Ahead	↓
2024/04/26		Global Equity Ratings	↓
2024/04/24		Credit Markets Weekly	↓
2024/04/19		Week Ahead	↓
2024/04/17		Credit Markets Weekly	↓

Futures and Options

Related Futures 3

Related Options -

Details

2024/04/26 17:50:00

Price

26,175.48 EURDifference  0.51% (132.30)

General attributes

ISIN DE0008467416

Symbol MDAX

Country Germany

Security type Index

Instruments in index 50

Market data

Open 26,075.71 EUR

High 26,325.25 EUR

Low 26,071.92 EUR

Close (prev. day) 26,043.18 EUR

Trading volume (m) 5,991,918

Volume (pcs) 155,510,881,431

Performance and Risk

	6m	1Y	3Y
Perf (%)	+10.16%	-4.55%	-20.65%
Perf (abs.)	+2,417.59	-1,250.51	-6,823.66
Beta	-	-	-
Volatility	15.48	15.33	19.83



Information about previous performance does not guarantee future performance.
Source: FactSet




Price data

Ø price 5 days Ø volume 5 days (pcs.)	26,303.67 EUR (5,097,736)
Ø price 30 days Ø volume 30 days (pcs.)	26,538.43 EUR (6,500,306)
Ø price 100 days Ø volume 100 days (pcs.)	26,308.88 EUR (6,551,742)
Ø price 250 days Ø volume 250 days (pcs.)	26,573.40 EUR (6,242,352)
YTD High date	27,286.23 EUR (2024/04/04)
YTD Low date	25,075.79 EUR (2024/01/17)
52 Weeks High date	28,889.94 EUR (2023/07/31)
52 Weeks Low date	23,626.97 EUR (2023/10/26)

Composition

Name ISIN	Price	Diff % Diff +/-	Performance	Date Time	Turnover Pc. Turnover Money
AIXTRON SE DE000A0WMPJ6	22.82	4.78% 1.04		24/04/26 17:35:08	1,153,782 26,244,176.43
AROUNDTOWN SA LU1673108939	1.9585	5.86% 0.11		24/04/26 17:35:48	4,671,833 9,130,985.86
AURUBIS AG DE0006766504	74.20	2.27% 1.65		24/04/26 17:35:03	96,466 7,170,690.85
BECHTLE AG DE0005158703	46.38	1.00% 0.46		24/04/26 17:35:13	113,948 5,284,365.66
BEFESA S.A. LU1704650164	26.52	1.22% 0.32		24/04/26 17:35:02	275,470 7,409,148.14
BILFINGER SE DE0005909006	44.75	0.34% 0.15		24/04/26 17:35:09	77,531 3,495,122.40
CARL ZEISS MEDITEC AG DE0005313704	100.30	1.31% 1.30		24/04/26 17:35:08	89,815 9,009,444.35
CTS EVENTIM AG & CO. KGAA DE0005470306	82.15	-0.36% -0.30		24/04/26 17:35:15	96,618 7,946,096.50
DELIVERY HERO SE DE000A2E4K43	25.86	-16.01% -4.93		24/04/26 17:40:35	4,384,610 117,398,433.08
DEUTSCHE LUFTHANSA AG DE0008232125	6.696	0.69% 0.05		24/04/26 17:37:27	5,497,799 37,130,522.15
ENCAVIS AG DE0006095003	16.91	0.00% 0.00		24/04/26 17:35:01	234,287 3,967,477.50
EVONIK INDUSTRIES AG DE000EVNK013	19.155	0.82% 0.16		24/04/26 17:35:26	1,046,678 20,006,547.35
EVOTEC AG DE0005664809	9.235	0.82% 0.08		24/04/26 17:35:46	4,259,285 39,738,804.03
FRAPORT AG DE0005773303	47.48	1.45% 0.68		24/04/26 17:35:04	225,698 10,715,096.34
FREENET AG DE000A0Z2ZZ5	27.10	1.19% 0.32		24/04/26 17:35:14	236,735 6,390,646.86
FRESENIUS MEDICAL DE0005785802	37.42	-0.98% -0.37		24/04/26 17:44:01	435,741 16,354,018.46
FUCHS SE VZ. DE000A3E5D64	44.24	0.82% 0.36		24/04/26 17:35:13	48,076 2,125,188.52
GEA GROUP AG DE0006602006	37.42	1.35% 0.50		24/04/26 17:35:29	150,289 5,623,874.68
GERRESHEIMER AG DE000A0LD6E6	100.50	1.31% 1.30		24/04/26 17:41:21	55,957 5,620,053.90
HELLA GMBH & CO KGAA DE000A13SX22	82.80	0.24% 0.20		24/04/26 17:35:23	11,477 950,615.00
HELLOFRESH SE DE000A161408	6.744	-3.63% -0.25		24/04/26 17:35:09	3,835,620 26,588,958.11
HENSOLDT AG NPV DE000HAG0005	38.28	1.54% 0.58		24/04/26 17:35:23	173,005 6,549,482.18
HOCHTIEF AG DE0006070006	98.90	-1.98% -2.00		24/04/26 17:35:19	71,906 7,089,225.50

MDAX PERFORMANCE INDEX

HUGO BOSS AG DE000A1PHFF7	50.74	0.48% 0.24		24/04/26 17:35:25	252,551 12,883,034.94
JENOPTIK AG DE000A2NB601	25.40	2.75% 0.68		24/04/26 17:35:11	131,006 3,328,450.58
JUNGHEINRICH AG VZ DE0006219934	35.52	0.68% 0.24		24/04/26 17:35:18	62,243 2,210,455.64
K+S AG DE000KSAG888	13.515	-1.31% -0.18		24/04/26 17:35:00	897,053 12,169,005.39
KION GROUP AG DE000KGX8881	43.81	-0.75% -0.33		24/04/26 17:35:12	328,587 14,499,863.84
KNORR-BREMSE AG DE000KBX1006	69.95	0.94% 0.65		24/04/26 17:35:06	139,703 9,769,806.95
KRONES AG DE0006335003	124.00	1.81% 2.20		24/04/26 17:35:16	10,633 1,316,213.00