

DOMINO S PIZZA INC.

ISIN: **US25754A2015** WKN: **25754A201**

Overview

2024/06/12 16:51:08

Price

538.82 USD

Difference  4.27% (22.09)

General attributes

ISIN	US25754A2015
Symbol	DPZ
Exchange	London Stock Exchange
Currency	USD
Sector	Consumer Products
Security type	Stock
Market cap (m)	15,767 EUR
Benchmark	S&P 500

Market data

Bid (Bid size)	-
Ask (Ask size)	-
Open	538.82 USD
High	538.82 USD
Low	538.82 USD
Close (prev. day)	516.73 USD
VWAP	538.82 USD
Volume (pcs)	15
Trading volume	8,082.30
Number of trades	1
Last size	15

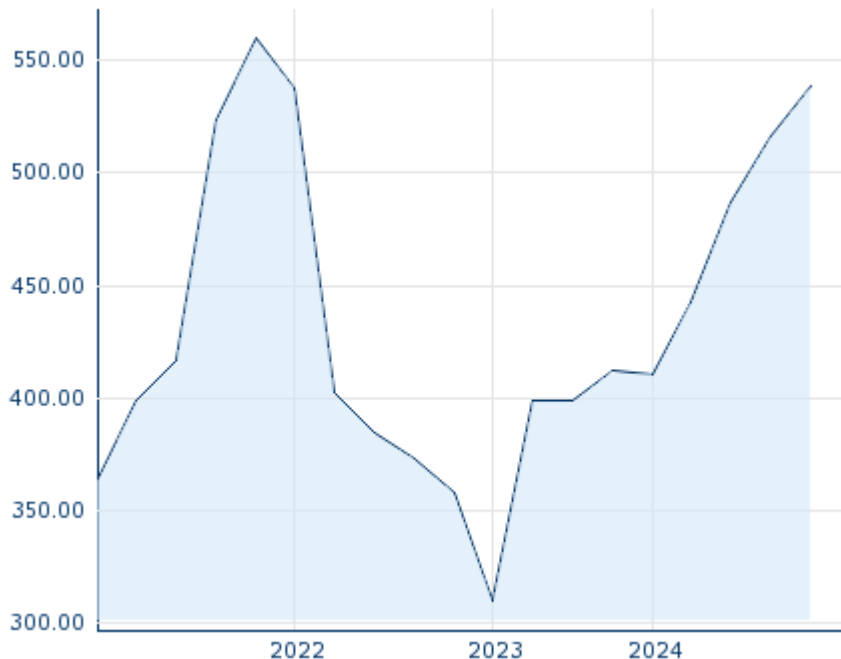
Futures and Options

Related Futures	-
Related Options	-

PDF Downloads

Company report: DOMINO S PIZZA INC. 

5Y



Information about previous performance does not guarantee future performance.

Source: FactSet

Recent research

on sector		on market	
Date		Headline	Download
2024/07/12		Global Equity Ratings	
2024/07/12		Akciové trhy - denní zpráva	
2024/07/11		Akciové trhy - denní zpráva	
2024/07/10		Akciové trhy - denní zpráva	
2024/07/09		Akciové trhy - denní zpráva	

Details

2024/06/12 16:51:08

Price

538.82 USD

Difference ▲ 4.27% (22.09)

General attributes

ISIN	US25754A2015
Symbol	DPZ
Exchange	London Stock Exchange
Currency	USD
Sector	Consumer Products
Security type	Stock
Market cap (m)	15,767 EUR
Benchmark	S&P 500

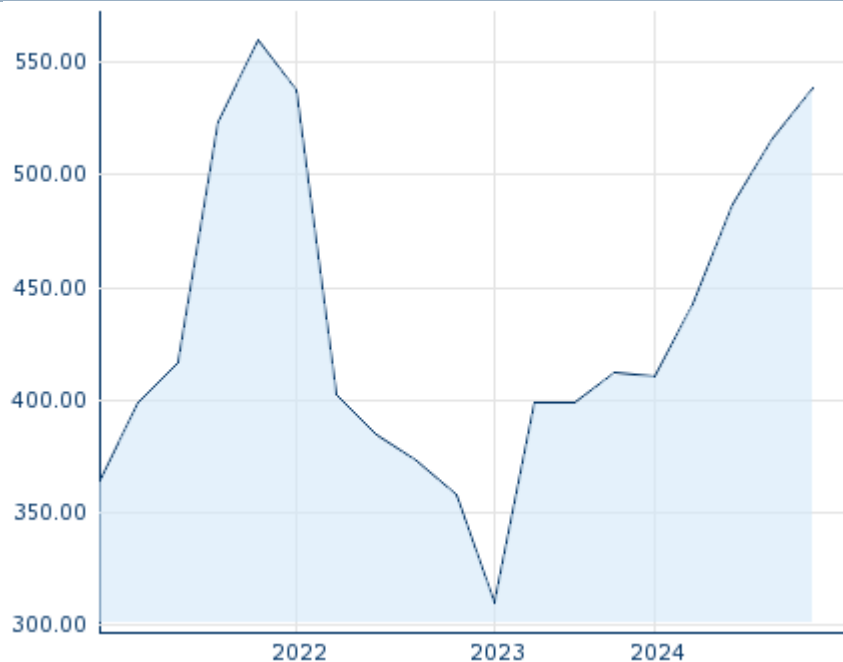
Market data

Bid (Bid size)	-
Ask (Ask size)	-
Open	538.82 USD
High	538.82 USD
Low	538.82 USD
Close (prev. day)	516.73 USD
VWAP	538.82 USD
Volume (pcs)	15
Trading volume	8,082.30
Number of trades	1
Last size	15

Performance and Risk

	6m	1Y	3Y
Perf (%)	-	-	-
Perf (abs.)	-	-	-
Beta	0.66	0.77	0.74
Volatility	-	-	-

5Y



Information about previous performance does not guarantee future performance.
Source: FactSet

Price data

Ø price 5 days Ø volume 5 days (pcs.)	- USD (20)
Ø price 30 days Ø volume 30 days (pcs.)	538.82 USD (22)
Ø price 100 days Ø volume 100 days (pcs.)	496.20 USD (62)
Ø price 250 days Ø volume 250 days (pcs.)	450.56 USD (43)
YTD High date	538.82 USD (2024/06/12)
YTD Low date	410.51 USD (2024/01/10)
52 Weeks High date	538.82 USD (2024/06/12)
52 Weeks Low date	398.48 USD (2023/08/10)

Arbitrage views

Exchange 📍	Date	Time	Price	Trading volume (mio.)	Number of trades
Vienna Stock Exchange	2024/07/12	17:32	452.70 EUR	0.01	6
Tradegate	2024/07/12	22:26	450.60 EUR	0.03	8
Stuttgart	2024/07/12	08:05	434.90 EUR	0.00	3
NYSE	2024/07/12	22:00	491.48 USD	353.65	22,954
Munich	2024/07/12	08:00	435.00 EUR	0.00	2

	12						
London Stock Exchange	2024/06/12	16:51	538.82 USD	0.01		1	
Hanover	2024/07/12	08:01	434.55 EUR	0.00		3	
Frankfurt	2024/07/12	21:55	450.85 EUR	0.00		10	
Duesseldorf	2024/07/12	19:30	450.95 EUR	0.00		6	
Berlin	2024/07/12	08:08	434.90 EUR	0.00		3	

Company profile

Company Logo



Contact Details

DOMINO'S PIZZA INC.

--


30 Frank Lloyd Wright Drive - 48105-9757
Ann Arbor

Telefon: +1-734-930-3030

Fax: +

E-mail: -

PDF Downloads

Company report: DOMINO S PIZZA
INC. 

Company Profile

Domino's Pizza, Inc. engages in the management of a network of company-owned and franchise-owned pizza stores. It operates through the following segments: U.S. Stores, International Franchise, and Supply Chain. The U.S. Stores segment consists primarily of franchise operations. The International Franchise segment comprises a network of franchised stores. The Supply Chain segment manages regional dough manufacturing and food supply chain centers. The company was founded by James Monaghan and Thomas Stephen Monaghan in 1960 and is headquartered in Ann Arbor, MI.

Members of Management Board

David Brandon Chairman of Board of Directors

Andrew Balson Member of Board of Directors

C. Ballard Member of Board of Directors

Corie Barry Member of Board of Directors

Diana Cantor Member of Board of Directors

James Goldman Member of Board of Directors

Patricia Lopez Member of Board of Directors

Richard Federico Member of Board of Directors

Russell Weiner Chairman of Managing Board

Kelly Garcia Member of Executive Committee

Sandeep Reddy Member of Executive Committee

Stefania Gvillo Member of Executive Committee