

## MEIJI HOLDINGS CORP LTD.

ISIN: JP3918000005 WKN: 2269

## Overview

2024/08/07 19:30:11

Price

21.80 EUR

Difference  -0.91% (-0.20)

## General attributes

ISIN	JP3918000005
Symbol	2269
Exchange	Duesseldorf
Currency	EUR
Sector	-
Security type	Stock
Market cap (m)	6,818 EUR
Benchmark	NIKKEI 225

## Market data

Bid (Bid size)	22.00 EUR (100)
Ask (Ask size)	24.00 EUR (100)
Open	22.60 EUR
High	22.60 EUR
Low	21.80 EUR
Close (prev. day)	22.00 EUR
VWAP	-
Volume (pcs)	0
Trading volume	0.00
Number of trades	4
Last size	0

## Futures and Options






Related Futures	-
Related Options	-

5Y



Information about previous performance does not guarantee future performance.  
Source: FactSet

## Recent research

on market			
Date		Headline	Download
2024/02/22		Global Equity Ratings	
2023/10/27		Global Equity Ratings	
2023/09/29		Global Equity Ratings	
2023/09/08		Global Equity Ratings	
2023/08/22		Global Equity Ratings	

## Details

2024/08/07 19:30:11

## Price

21.80 EUR

Difference ▼ -0.91% (-0.20)

## General attributes

ISIN	JP3918000005
Symbol	2269
Exchange	Duesseldorf
Currency	EUR
Sector	-
Security type	Stock
Market cap (m)	6,818 EUR
Benchmark	NIKKEI 225

## Market data

Bid (Bid size)	22.00 EUR (100)
Ask (Ask size)	24.00 EUR (100)
Open	22.60 EUR
High	22.60 EUR
Low	21.80 EUR
Close (prev. day)	22.00 EUR
VWAP	-
Volume (pcs)	0
Trading volume	0.00
Number of trades	4
Last size	0

## Performance and Risk

	6m	1Y	3Y
Perf (%)	-0.90%	+8.91%	-15.38%
Perf (abs.)	-0.20	+1.80	-4.00
Beta	0.16	0.19	0.21
Volatility	23.96	25.85	24.28

5Y



Information about previous performance does not guarantee future performance.  
Source: FactSet

## Price data

Ø price 5 days   Ø volume 5 days (pcs.)	22.32 EUR (56)
Ø price 30 days   Ø volume 30 days (pcs.)	20.59 EUR (9)
Ø price 100 days   Ø volume 100 days (pcs.)	20.02 EUR (3)
Ø price 250 days   Ø volume 250 days (pcs.)	20.93 EUR (1)
YTD High   date	23.40 EUR (2024/08/05)
YTD Low   date	19.00 EUR (2024/06/24)
52 Weeks High   date	23.60 EUR (2023/09/27)
52 Weeks Low   date	19.00 EUR (2024/06/24)

## Arbitrage views

Exchange <span>⊕</span>	Date	Time	Price	Trading volume (mio.)	Number of trades
Tradegate	2024/08/06	22:26	23.40 EUR	0.00	1
Tokyo Stock Exchange	2024/08/07	08:00	3,674.00 JPY	49.07	4,676
Stuttgart	2024/08/07	08:30	22.60 EUR	0.00	1
Munich	2024/08/07	08:04	23.00 EUR	0.00	1
Frankfurt	2024/08/07	17:15	22.00 EUR	0.00	3

	07					
FINRA other OTC Issues	2024/05/09	15:46	22.67 USD	0.01		2
Duesseldorf	2024/08/07	19:30	21.80 EUR	0.00		4
Berlin	2024/08/07	21:05	22.60 EUR	0.00		7

## Company profile

### Company Logo

#### Contact Details

MEIJI HOLDINGS

--

----

Telefon: -

Fax: -

E-mail: -

### Company Profile

-