

## MEIJI HOLDINGS CORP LTD.

ISIN: JP3918000005 WKN: 2269

## Overview

2024/07/29 19:30:12

Price

21.80 EUR

Difference  1.87% (0.40)

## General attributes

ISIN	JP3918000005
Symbol	2269
Exchange	Duesseldorf
Currency	EUR
Sector	-
Security type	Stock
Market cap (m)	6,669 EUR
Benchmark	NIKKEI 225

## Market data

Bid (Bid size)	-
Ask (Ask size)	-
Open	22.40 EUR
High	22.40 EUR
Low	21.80 EUR
Close (prev. day)	21.40 EUR
VWAP	-
Volume (pcs)	0
Trading volume	0.00
Number of trades	5
Last size	0

## Futures and Options

Related Futures	-
Related Options	-

5Y













Information about previous performance does not guarantee future performance.

Source: FactSet

## Recent research

on market

Date		Headline	Download
2024/02/22		Global Equity Ratings	
2023/10/27		Global Equity Ratings	
2023/09/29		Global Equity Ratings	
2023/09/08		Global Equity Ratings	
2023/08/22		Global Equity Ratings	

## Details

2024/07/29 19:30:12

## Price

21.80 EUR

Difference ▲ 1.87% (0.40)

## General attributes

ISIN	JP3918000005
Symbol	2269
Exchange	Duesseldorf
Currency	EUR
Sector	-
Security type	Stock
Market cap (m)	6,669 EUR
Benchmark	NIKKEI 225

## Market data

Bid (Bid size)	-
Ask (Ask size)	-
Open	22.40 EUR
High	22.40 EUR
Low	21.80 EUR
Close (prev. day)	21.40 EUR
VWAP	-
Volume (pcs)	0
Trading volume	0.00
Number of trades	5
Last size	0

## Performance and Risk

	6m	1Y	3Y
Perf (%)	+0.93%	+5.83%	-15.34%
Perf (abs.)	+0.20	+1.20	-3.95
Beta	-0.01	0.15	0.21
Volatility	22.22	25.02	24.06

5Y



Information about previous performance does not guarantee future performance.  
Source: FactSet

## Price data

Ø price 5 days   Ø volume 5 days (pcs.)	21.40 EUR (0)
Ø price 30 days   Ø volume 30 days (pcs.)	20.02 EUR (0)
Ø price 100 days   Ø volume 100 days (pcs.)	19.90 EUR (0)
Ø price 250 days   Ø volume 250 days (pcs.)	20.93 EUR (0)
YTD High   date	22.40 EUR (2024/07/26)
YTD Low   date	19.00 EUR (2024/06/24)
52 Weeks High   date	23.60 EUR (2023/09/27)
52 Weeks Low   date	19.00 EUR (2024/06/24)

## All listings for MEIJI HOLDINGS CORP LTD.

Exchange <span>📍</span>	Date	Time	Price	Trading volume (mio.)	Number of trades
Tradegate	2024/07/29	22:02	22.80 EUR	0.00	1
Tokyo Stock Exchange	2024/07/29	08:00	3,802.00 JPY	33.18	1,802
Stuttgart	2024/07/29	08:06	22.60 EUR	0.00	3
Munich	2024/07/29	08:11	22.60 EUR	0.00	2
Frankfurt	2024/07/29	17:15	22.00 EUR	0.00	4

	29					
FINRA other OTC Issues	2024/05/09	15:46	22.67 USD	0.01		2
Duesseldorf	2024/07/29	19:30	21.80 EUR	0.00		5
Berlin	2024/07/29	21:05	22.60 EUR	0.00		8

## Company profile

### Company Logo

#### Contact Details

MEIJI HOLDINGS

--

----

Telefon: -

Fax: -

E-mail: -

### Company Profile

-