

MEIJI HOLDINGS CORP LTD.

ISIN: JP3918000005 WKN: 2269

Overview

2024/07/05 19:30:02

Price

19.30 EUR

Difference  -0.52% (-0.10)

General attributes

ISIN	JP3918000005
Symbol	2269
Exchange	Duesseldorf
Currency	EUR
Sector	-
Security type	Stock
Market cap (m)	5,929 EUR
Benchmark	NIKKEI 225

Market data

Bid (Bid size)	-
Ask (Ask size)	-
Open	20.00 EUR
High	20.00 EUR
Low	19.30 EUR
Close (prev. day)	19.40 EUR
VWAP	-
Volume (pcs)	0
Trading volume	0.00
Number of trades	5
Last size	0

Futures and Options

Related Futures	-
Related Options	-

5Y













Information about previous performance does not guarantee future performance.

Source: FactSet

Recent research

on market

Date		Headline	Download
2024/02/22		Global Equity Ratings	
2023/10/27		Global Equity Ratings	
2023/09/29		Global Equity Ratings	
2023/09/08		Global Equity Ratings	
2023/08/22		Global Equity Ratings	

Details

2024/07/05 19:30:02

Price

19.30 EUR

Difference ▼ -0.52% (-0.10)

General attributes

ISIN	JP3918000005
Symbol	2269
Exchange	Duesseldorf
Currency	EUR
Sector	-
Security type	Stock
Market cap (m)	5,929 EUR
Benchmark	NIKKEI 225

Market data

Bid (Bid size)	-
Ask (Ask size)	-
Open	20.00 EUR
High	20.00 EUR
Low	19.30 EUR
Close (prev. day)	19.40 EUR
VWAP	-
Volume (pcs)	0
Trading volume	0.00
Number of trades	5
Last size	0

Performance and Risk

	6m	1Y	3Y
Perf (%)	-8.10%	-4.46%	-22.80%
Perf (abs.)	-1.70	-0.90	-5.70
Beta	0.08	0.18	0.22
Volatility	21.80	24.93	24.04

5Y



Information about previous performance does not guarantee future performance.
Source: FactSet

Price data

Ø price 5 days Ø volume 5 days (pcs.)	19.42 EUR (0)
Ø price 30 days Ø volume 30 days (pcs.)	19.60 EUR (0)
Ø price 100 days Ø volume 100 days (pcs.)	19.81 EUR (0)
Ø price 250 days Ø volume 250 days (pcs.)	20.94 EUR (0)
YTD High date	22.20 EUR (2024/02/01)
YTD Low date	19.00 EUR (2024/06/24)
52 Weeks High date	23.60 EUR (2023/09/27)
52 Weeks Low date	19.00 EUR (2024/06/24)

All listings for MEIJI HOLDINGS CORP LTD.

Exchange	Date	Time	Price	Trading volume (mio.)	Number of trades
Tradegate	2024/07/05	22:02	20.40 EUR	0.00	1
Tokyo Stock Exchange	2024/07/05	08:00	3,525.00 JPY	21.23	1,607
Stuttgart	2024/07/05	16:45	20.20 EUR	0.00	5
Munich	2024/07/05	08:15	20.40 EUR	0.00	2
Frankfurt	2024/07/05	17:15	19.40 EUR	0.00	2

	05					
FINRA other OTC Issues	2024/05/09	15:46	22.67 USD	0.01		2
Duesseldorf	2024/07/05	19:30	19.30 EUR	0.00		5
Berlin	2024/07/05	21:05	20.20 EUR	0.00		7

Company profile

Company Logo

Contact Details

MEIJI HOLDINGS

--

Telefon: -

Fax: -

E-mail: -

Company Profile

-