

MEIJI HOLDINGS CORP LTD.

ISIN: JP3918000005 WKN: 2269

Overview

2024/05/10 19:30:15

Price

19.70 EUR

Difference  -3.43% (-0.70)

General attributes

ISIN	JP3918000005
Symbol	2269
Exchange	Duesseldorf
Currency	EUR
Sector	-
Security type	Stock
Market cap (m)	6,056 EUR
Benchmark	NIKKEI 225

Market data

Bid (Bid size)	-
Ask (Ask size)	-
Open	19.70 EUR
High	19.70 EUR
Low	19.70 EUR
Close (prev. day)	20.40 EUR
VWAP	-
Volume (pcs)	0
Trading volume	0.00
Number of trades	4
Last size	0

Futures and Options

Related Futures	-
Related Options	-











5Y



Information about previous performance does not guarantee future performance.
Source: FactSet

Recent research

on market

Date		Headline	Download
2024/02/22		Global Equity Ratings	
2023/10/27		Global Equity Ratings	
2023/09/29		Global Equity Ratings	
2023/09/08		Global Equity Ratings	
2023/08/22		Global Equity Ratings	

Details

2024/05/10 19:30:15

Price

19.70 EUR

Difference ▼ -3.43% (-0.70)

General attributes

ISIN	JP3918000005
Symbol	2269
Exchange	Duesseldorf
Currency	EUR
Sector	-
Security type	Stock
Market cap (m)	6,056 EUR
Benchmark	NIKKEI 225

Market data

Bid (Bid size)	-
Ask (Ask size)	-
Open	19.70 EUR
High	19.70 EUR
Low	19.70 EUR
Close (prev. day)	20.40 EUR
VWAP	-
Volume (pcs)	0
Trading volume	0.00
Number of trades	4
Last size	0

Performance and Risk

	6m	1Y	3Y
Perf (%)	-2.48%	-10.45%	-23.50%
Perf (abs.)	-0.50	-2.30	-6.05
Beta	0.06	0.16	0.23
Volatility	20.87	24.19	24.08

5Y



Information about previous performance does not guarantee future performance.
Source: FactSet

Price data

Ø price 5 days Ø volume 5 days (pcs.)	20.22 EUR (0)
Ø price 30 days Ø volume 30 days (pcs.)	19.86 EUR (0)
Ø price 100 days Ø volume 100 days (pcs.)	20.40 EUR (0)
Ø price 250 days Ø volume 250 days (pcs.)	21.08 EUR (0)
YTD High date	22.20 EUR (2024/02/01)
YTD Low date	19.10 EUR (2024/04/11)
52 Weeks High date	23.60 EUR (2023/09/27)
52 Weeks Low date	19.10 EUR (2024/04/11)

Arbitrage views

Exchange ⊕	Date	Time	Price	Trading volume (mio.)	Number of trades
Tradegate	2024/05/10	22:26	20.40 EUR	0.00	2
Tokyo Stock Exchange	2024/05/10	08:00	3,458.00 JPY	147.49	12,384
Stuttgart	2024/05/10	08:21	20.40 EUR	0.00	3
Munich	2024/05/10	08:15	20.80 EUR	0.00	2
Frankfurt	2024/05/10	17:15	19.80 EUR	0.00	4

	10					
FINRA other OTC Issues	2024/05/09	15:46	22.67 USD	0.00		1
Duesseldorf	2024/05/10	19:30	19.70 EUR	0.00		4
Berlin	2024/05/10	21:05	20.40 EUR	0.00		7

Company profile

Company Logo

Contact Details

MEIJI HOLDINGS

--

Telefon: -

Fax: -

E-mail: -

Company Profile

-