


MITSUBISHI ESTATE CORP LTD.

ISIN: JP3899600005 WKN: 8802


Overview

2024/08/16 16:31:00		
Price	14.20 EUR	
Difference		-1.39% (-0.20)

General attributes	
ISIN	JP3899600005
Symbol	8802
Exchange	Duesseldorf
Currency	EUR
Sector	Other
Security type	Stock
Market cap (m)	18,314 EUR
Benchmark	NIKKEI 225

Market data	
Bid (Bid size)	-
Ask (Ask size)	-
Open	14.20 EUR
High	14.20 EUR
Low	14.20 EUR
Close (prev. day)	14.40 EUR
VWAP	-
Volume (pcs)	0
Trading volume	0.00
Number of trades	4
Last size	0










Futures and Options	
Related Futures	-
Related Options	-

PDF Downloads	
Company report: MITSUBISHI ESTATE CORP LTD.	



Information about previous performance does not guarantee future performance.
Source: FactSet

Recent research

on sector		on market	
Date		Headline	Download
2024/08/12		Global Equity Ratings	
2024/07/24		Global Equity Ratings	
2024/07/12		Global Equity Ratings	
2024/06/21		Global Equity Ratings	
2024/06/14		Global Equity Ratings	

Details

2024/08/16 16:31:00	
Price	14.20 EUR
Difference	<div><div></div><div>-1.39% (-0.20)</div></div>

General attributes	
ISIN	JP3899600005
Symbol	8802
Exchange	Duesseldorf
Currency	EUR
Sector	Other
Security type	Stock
Market cap (m)	18,314 EUR
Benchmark	NIKKEI 225

Market data	
Bid (Bid size)	-
Ask (Ask size)	-
Open	14.20 EUR
High	14.20 EUR
Low	14.20 EUR
Close (prev. day)	14.40 EUR
VWAP	-
Volume (pcs)	0
Trading volume	0.00
Number of trades	4
Last size	0

Performance and Risk			
	6m	1Y	3Y
Perf (%)	+16.13%	+35.85%	+8.27%
Perf (abs.)	+2.00	+3.80	+1.10
Beta	0.85	0.86	0.73
Volatility	37.72	34.10	27.97



Information about previous performance does not guarantee future performance.
Source: FactSet

Price data	
Ø price 5 days Ø volume 5 days (pcs.)	14.10 EUR (3)
Ø price 30 days Ø volume 30 days (pcs.)	14.60 EUR (1)
Ø price 100 days Ø volume 100 days (pcs.)	15.46 EUR (0)
Ø price 250 days Ø volume 250 days (pcs.)	13.79 EUR (0)
YTD High date	18.30 EUR (2024/04/12)
YTD Low date	12.10 EUR (2024/01/03)
52 Weeks High date	18.30 EUR (2024/04/12)
52 Weeks Low date	10.50 EUR (2023/08/16)

Arbitrage views					
Exchange	Date	Time	Price	Trading volume (mio.)	Number of trades
Tradegate	2024/08/16	15:07	14.60 EUR	0.01	3
Tokyo Stock Exchange	2024/08/16	08:00	2,377.50 JPY	96.51	8,785
Stuttgart	2024/08/16	10:32	14.30 EUR	0.00	2
Munich	2024/08/16	08:00	14.20 EUR	0.00	1
Hanover	2024/08/16	08:01	14.40 EUR	0.00	1

	16					
Frankfurt	2024/08/16	15:29	14.30 EUR	0.01	5	
FINRA other OTC Issues	2024/08/08	21:59	15.36 USD	0.02	10	
Duesseldorf	2024/08/16	16:31	14.20 EUR	0.00	4	
Berlin	2024/08/16	16:30	14.40 EUR	0.00	5	

Company profile

Company Logo



Contact Details

MITSUBISHI ESTATE CO. LTD.

--

Otemachi Park Building, 1-1-1 Otemachi -
100-8133 Tokyo

Telefon: +81-3-3287-5100

Fax: +

E-mail: -

PDF Downloads

Company report: MITSUBISHI ESTATE
CORP LTD. 

Company Profile

Mitsubishi Estate Co., Ltd. engages in the real estate business. It operates through the following segments: Commercial Property, Residential, International, Investment Management, Architectural Design and Engineering; and Real Estate Services, and Other. The Commercial Property segment includes office building, retail facility, outlet mall, logistics facility, hotel, and airport operations. The Residential segment deals with the sale, lease, and management of condominiums, rental apartments, and custom-built housing. The International segment develops office buildings, residential properties, commercial facilities, and other real estate businesses abroad. The Investment Management segment deals with real estate asset management, real estate investment trusts, and private placement funds. The Architectural Design and Engineering; and Real Estate Services segment offers construction, civil engineering, and urban and regional development planning and consulting; as well as real estate problem-solving solutions, including real estate brokerage and condominium and office building leasing management support. The Others segment includes information systems development, maintenance management, and consigned salary structure training services. The company was founded on May 7, 1937 and is headquartered in Tokyo, Japan.

Members of Management Board

Junichi Yoshida	Chairman of Managing Board
Atsushi Nakajima	Member of Executive Committee
Bunroku Naganuma	Member of Executive Committee
Futoshi Chiba	Member of Executive Committee
Haruhiko Araki	Member of Executive Committee
Hitoshi Kubo	Member of Executive Committee
Ikuo Ono	Member of Executive Committee
Junichi Tanisawa	Member of Executive Committee
Keiji Takano	Member of Executive Committee
Kenji Hosokane	Member of Executive Committee
Toru Kimura	Member of Executive Committee
Yuji Fujioka	Member of Executive Committee
Yutaro Yotsuzuka	Member of Executive Committee

Board of directors

Junichi Yoshida	Chairman of Supervisory Board
Ayako Sonoda	Member of Supervisory Board
Bunroku Naganuma	Member of Supervisory Board
Hiroshi Katayama	Member of Supervisory Board
Masaaki Shirakawa	Member of Supervisory Board
Melanie Brock	Member of Supervisory Board
Mikito Hirai	Member of Supervisory Board
Naoki Umeda	Member of Supervisory Board
Noboru Nishigai	Member of Supervisory Board
Shin Nagase	Member of Supervisory Board
Tetsuo Narukawa	Member of Supervisory Board
Tsuyoshi Okamoto	Member of Supervisory Board
Wataru Sueyoshi	Member of Supervisory Board