

## SOJITZ CORP

ISIN: JP3663900003

WKN: 2768

## Overview

2024/09/17 19:31:13

Price

19.90 EUR

Difference  -1.49% (-0.30)

## General attributes

ISIN	JP3663900003
Symbol	2768
Exchange	Duesseldorf
Currency	EUR
Sector	-
Security type	Stock
Market cap (m)	4,573 EUR
Benchmark	NIKKEI 225

## Market data

Bid (Bid size)	-
Ask (Ask size)	-
Open	19.90 EUR
High	20.00 EUR
Low	19.90 EUR
Close (prev. day)	20.20 EUR
VWAP	-
Volume (pcs)	0
Trading volume	0.00
Number of trades	7
Last size	0

## Futures and Options

Related Futures	-
Related Options	-

5Y













Information about previous performance does not guarantee future performance.

Source: FactSet

## Recent research

on market

Date		Headline	Download
2024/09/11		Global Equity Ratings	
2024/09/05		Global Equity Ratings	
2024/08/12		Global Equity Ratings	
2024/02/22		Global Equity Ratings	
2023/10/27		Global Equity Ratings	

## Details

2024/09/17 19:31:13

## Price

19.90 EUR

Difference ▼ -1.49% (-0.30)

## General attributes

ISIN	JP3663900003
Symbol	2768
Exchange	Duesseldorf
Currency	EUR
Sector	-
Security type	Stock
Market cap (m)	4,573 EUR
Benchmark	NIKKEI 225

## Market data

Bid (Bid size)	-
Ask (Ask size)	-
Open	19.90 EUR
High	20.00 EUR
Low	19.90 EUR
Close (prev. day)	20.20 EUR
VWAP	-
Volume (pcs)	0
Trading volume	0.00
Number of trades	7
Last size	0

## Performance and Risk

	6m	1Y	3Y
Perf (%)	-16.39%	-7.01%	+46.32%
Perf (abs.)	-3.90	-1.50	+6.30
Beta	-	-	-
Volatility	32.98	30.72	29.47

5Y



Information about previous performance does not guarantee future performance.  
Source: FactSet

## Price data

Ø price 5 days   Ø volume 5 days (pcs.)	20.08 EUR (0)
Ø price 30 days   Ø volume 30 days (pcs.)	20.42 EUR (0)
Ø price 100 days   Ø volume 100 days (pcs.)	22.16 EUR (0)
Ø price 250 days   Ø volume 250 days (pcs.)	21.67 EUR (0)
YTD High   date	26.00 EUR (2024/05/03)
YTD Low   date	17.10 EUR (2024/08/05)
52 Weeks High   date	26.00 EUR (2024/05/03)
52 Weeks Low   date	17.10 EUR (2024/08/05)

## Arbitrage views

Exchange <span>⊕</span>	Date	Time	Price	Trading volume (mio.)	Number of trades
Tradegate	2024/09/17	22:02	20.20 EUR	0.00	1
Tokyo Stock Exchange	2024/09/17	08:00	3,185.00 JPY	45.18	3,883
Stuttgart	2024/09/17	08:02	20.00 EUR	0.00	3
Frankfurt	2024/09/17	08:01	20.40 EUR	0.00	1
FINRA other OTC	2024/08/	16:53	21.25 USD	0.00	1

Issues	02					
Duesseldorf	2024/09/ 17	19:31	19.90 EUR	0.00		7
Berlin	2024/09/ 17	08:08	20.00 EUR	0.00		3

## Company profile

### Company Logo



### Company Profile

-

### Contact Details

NISSHO IWAI-NICH

--

4-1-23, Shiba, Minato-ku - 108-8408 Tokyo

Telefon: 03-5446-3600

Fax: 03-5442-7440

E-mail: -