

TEIJIN LTD.

ISIN: JP3544000007

WKN: 3401

Overview

2024/07/16 19:31:11

Price
7.55 EURDifference  0.00% (0.00)

General attributes

ISIN	JP3544000007
Symbol	3401
Exchange	Duesseldorf
Currency	EUR
Sector	Chemical / Pharmaceutical / Health
Security type	Stock
Market cap (m)	1,554 EUR
Benchmark	NIKKEI 225

Market data

Bid (Bid size)	-
Ask (Ask size)	-
Open	7.70 EUR
High	7.75 EUR
Low	7.55 EUR
Close (prev. day)	7.55 EUR
VWAP	-
Volume (pcs)	0
Trading volume	0.00
Number of trades	6
Last size	0

Futures and Options






Related Futures	-
Related Options	-

5Y



Information about previous performance does not guarantee future performance.
Source: FactSet

Recent research

on sector		on market	
Date		Headline	Download
2024/07/12		Global Equity Ratings	
2024/06/21		Global Equity Ratings	
2024/06/14		Global Equity Ratings	
2024/05/29		Global Equity Ratings	
2024/04/26		Global Equity Ratings	

Details

2024/07/16 19:31:11

Price
7.55 EUR

Difference ➔ 0.00% (0.00)

General attributes

ISIN	JP3544000007
Symbol	3401
Exchange	Duesseldorf
Currency	EUR
Sector	Chemical / Pharmaceutical / Health
Security type	Stock
Market cap (m)	1,554 EUR
Benchmark	NIKKEI 225

Market data

Bid (Bid size)	-
Ask (Ask size)	-
Open	7.70 EUR
High	7.75 EUR
Low	7.55 EUR
Close (prev. day)	7.55 EUR
VWAP	-
Volume (pcs)	0
Trading volume	0.00
Number of trades	6
Last size	0

Performance and Risk

	6m	1Y	3Y
Perf (%)	-8.48%	-17.49%	-41.14%
Perf (abs.)	-0.70	-1.60	-5.28
Beta	0.39	0.61	0.56
Volatility	32.78	29.00	25.54

5Y



Information about previous performance does not guarantee future performance.
Source: FactSet

Price data

Ø price 5 days Ø volume 5 days (pcs.)	7.44 EUR (0)
Ø price 30 days Ø volume 30 days (pcs.)	7.75 EUR (0)
Ø price 100 days Ø volume 100 days (pcs.)	8.27 EUR (0)
Ø price 250 days Ø volume 250 days (pcs.)	8.46 EUR (0)
YTD High date	9.10 EUR (2024/05/03)
YTD Low date	7.25 EUR (2024/07/10)
52 Weeks High date	10.00 EUR (2023/09/15)
52 Weeks Low date	7.25 EUR (2024/07/10)

All listings for TEIJIN LTD.

Exchange ➔	Date	Time	Price	Trading volume (mio.)	Number of trades
Tradegate	2024/07/16	22:26	7.90 EUR	0.00	1
Tokyo Stock Exchange	2024/07/16	08:00	1,353.00 JPY	13.97	1,612
Stuttgart	2024/07/16	08:04	7.75 EUR	0.00	1
Munich	2024/07/16	08:29	7.80 EUR	0.00	1
Hanover	2024/07/16	08:21	7.75 EUR	0.00	1

	16					
Frankfurt	2024/07/16	08:10	7.55 EUR	0.00		1
FINRA other OTC Issues	2024/05/31	15:30	9.79 USD	0.00		1
Duesseldorf	2024/07/16	19:31	7.55 EUR	0.00		6
Berlin	2024/07/16	08:29	7.75 EUR	0.00		1

Company profile

Company Logo

TEIJIN

Company Profile

-

Contact Details

TEIJIN LTD.

--

6-7, Minami-hommachi 1-chome 541-8587
Chuo-ku, Osaka

Telefon: +81-6-6268-2132

Fax: -

E-mail: -