


PROXIMUS SA

ISIN: BE0003810273      WKN: -

Overview

2024/05/03 08:10:02		
Price	6.69 EUR	
Difference		-2.83% (-0.20)

General attributes	
ISIN	BE0003810273
Symbol	PROX
Exchange	Duesseldorf
Currency	EUR
Sector	Other
Security type	Stock
Market cap (m)	2,245 EUR
Benchmark	BEL 20 INDEX

Market data	
Bid (Bid size)	-
Ask (Ask size)	-
Open	6.69 EUR
High	6.69 EUR
Low	6.69 EUR
Close (prev. day)	6.885 EUR
VWAP	-
Volume (pcs)	0
Trading volume	0.00
Number of trades	3
Last size	0










Futures and Options	
Related Futures	23
Related Options	-

PDF Downloads	
Company report: PROXIMUS SA	



Information about previous performance does not guarantee future performance.  
Source: FactSet

Recent research

on sector		on market	
Date		Headline	Download
2024/04/26		Global Equity Ratings	
2024/04/03		Global Equity Ratings	
2024/03/13		Global Equity Ratings	
2024/02/22		Global Equity Ratings	
2024/02/14		Global Equity Ratings	

Details

2024/05/03 08:10:02	
Price	6.69 EUR
Difference	<div><div></div><div>-2.83% (-0.20)</div></div>

General attributes	
ISIN	BE0003810273
Symbol	PROX
Exchange	Duesseldorf
Currency	EUR
Sector	Other
Security type	Stock
Market cap (m)	2,245 EUR
Benchmark	BEL 20 INDEX

Market data	
Bid (Bid size)	-
Ask (Ask size)	-
Open	6.69 EUR
High	6.69 EUR
Low	6.69 EUR
Close (prev. day)	6.885 EUR
VWAP	-
Volume (pcs)	0
Trading volume	0.00
Number of trades	3
Last size	0

Performance and Risk			
	6m	1Y	3Y
Perf (%)	-16.65%	-10.56%	-62.12%
Perf (abs.)	-1.34	-0.79	-10.97
Beta	0.42	0.45	0.58
Volatility	33.73	28.22	27.83



Information about previous performance does not guarantee future performance.  
Source: FactSet

Price data	
Ø price 5 days   Ø volume 5 days (pcs.)	6.87 EUR (0)
Ø price 30 days   Ø volume 30 days (pcs.)	7.27 EUR (17)
Ø price 100 days   Ø volume 100 days (pcs.)	8.08 EUR (5)
Ø price 250 days   Ø volume 250 days (pcs.)	7.70 EUR (8)
YTD High   date	9.30 EUR (2024/01/18)
YTD Low   date	6.48 EUR (2024/04/24)
52 Weeks High   date	9.30 EUR (2024/01/18)
52 Weeks Low   date	6.40 EUR (2023/08/08)

All listings for PROXIMUS SA					
Exchange	Date	Time	Price	Trading volume (mio.)	Number of trades
Vienna Stock Exchange	2024/05/03	09:05	6.755 EUR	0.00	3
Tradegate	2024/05/03	22:26	6.975 EUR	0.04	34
Stuttgart	2024/05/03	13:26	6.965 EUR	0.00	5
Munich	2024/05/03	08:00	6.675 EUR	0.00	2
London Stock Exchange	2024/	17:30	7.04 EUR	0.00	2

European Trade Reporting	05/03					
Hanover	2024/ 05/03	08:00	6.675 EUR	0.00		3
Hamburg	2024/ 05/03	08:00	6.675 EUR	0.00		3
Frankfurt	2024/ 05/03	08:15	6.675 EUR	0.00		2
FINRA other OTC Issues	2023/ 11/30	02:10	8.335 USD	0.00		1
Euronext Milan MTF Trading After Hours	-	-	-	0.00		-
Euronext Brussels	2024/ 05/03	17:35	6.96 EUR	4.55		1,614
Duesseldorf	2024/ 05/03	08:10	6.69 EUR	0.00		3
Berlin	2024/ 05/03	21:50	6.97 EUR	0.00		18

## Company profile

### Company Logo



### Contact Details

PROXIMUS SA

--

Proximus Towers, Koning Albert II-laan 27 B  
- 1030 Brüssel

Telefon: +32-2-205-40-00

Fax: +

E-mail: -

### PDF Downloads

Company report: PROXIMUS SA



### Company Profile

Proximus SA engages in the provision of telecommunication services. It operates its business through the following segments: Consumer Business Unit (CBU); Enterprise Business Unit (EBU); Technology Unit (TEC); Wholesale Unit (WU); International Carrier Services (ICS); and Staff and Support (S&S). The CBU segment sells voice products and services, internet and television, both on fixed mobile networks. The EBU segment markets information and communication technology services and products to professional customers under the Proximus and Telindus brand names. The TEC segment centralizes all network and costs and supplies. The Wholesale Unit segment offers services to other telecom and cable operators. The ICS segment is responsible for the international carrier activities. The S&S segment brings together all the horizontal functions, such as human resources, finance, legal, strategy, and corporate communication; internal services, and real estate that support the Group's activities. The company was founded on July 19, 1930 and is headquartered in Brussels, Belgium.

### Members of Management Board

Guillaume Boutin	Chairman of Managing Board
Anne-Sophie Lotgering	Member of Executive Committee
Antonietta Mastroianni	Member of Executive Committee
Ben Appel	Member of Executive Committee
Geert Standaert	Member of Executive Committee
Jan Van Acoleyen	Member of Executive Committee
Jim Castele	Member of Executive Committee
Mark Reid	Member of Executive Committee
Renaud Tilmans	Member of Executive Committee

### Board of directors

Stefaan de Clerck	Chairman of Supervisory Board
Luc van den Hove	Member of Supervisory Board
Martin de Prycker	Member of Supervisory Board
Audrey Hanard	Member of Supervisory Board
Béatrice de Mahieu	Member of Supervisory Board
Catherine Rutten	Member of Supervisory Board
Catherine Vandendorre	Member of Supervisory Board
Claire Tillekaerts	Member of Supervisory Board
Cécile Coune	Member of Supervisory Board
Ibrahim Ouassari	Member of Supervisory Board
Joachim Sonne	Member of Supervisory Board
Karel de Gucht	Member of Supervisory Board