

SOLENO THERAPEUTICS INC COM USD0.001 (POST REV SPLT)

ISIN: **US8342033094** WKN: **834203309**

Overview

2024/08/16 20:08:17

Price

44.00 EUR

Difference  -4.51% (-2.08)

General attributes

ISIN	US8342033094
Symbol	SLNO
Exchange	Berlin
Currency	EUR
Sector	-
Security type	Stock
Market cap (m)	1,716 EUR
Benchmark	S&P 500

Market data

Bid (Bid size)	-
Ask (Ask size)	-
Open	46.02 EUR
High	46.02 EUR
Low	44.00 EUR
Close (prev. day)	46.08 EUR
VWAP	-
Volume (pcs)	0
Trading volume	0.00
Number of trades	13
Last size	0

Futures and Options









Related Futures	-
Related Options	-



Information about previous performance does not guarantee future performance.

Source: FactSet

Recent research

on market			
Date		Headline	Download
2024/08/12		Global Equity Ratings	
2024/07/24		Global Equity Ratings	
2024/07/12		Global Equity Ratings	
2024/07/03		Global Strategy 3Q 2024	
2024/06/21		Global Equity Ratings	

Details

2024/08/16 20:08:17

Price

44.00 EUR

Difference ▼ -4.51% (-2.08)

General attributes

ISIN	US8342033094
Symbol	SLNO
Exchange	Berlin
Currency	EUR
Sector	-
Security type	Stock
Market cap (m)	1,716 EUR
Benchmark	S&P 500

Market data

Bid (Bid size)	-
Ask (Ask size)	-
Open	46.02 EUR
High	46.02 EUR
Low	44.00 EUR
Close (prev. day)	46.08 EUR
VWAP	-
Volume (pcs)	0
Trading volume	0.00
Number of trades	13
Last size	0

Performance and Risk

	6m	1Y	3Y
Perf (%)	+0.23%	+950.12%	+301.83%
Perf (abs.)	+0.10	+39.81	+33.05
Beta	1.30	-0.27	0.69
Volatility	64.33	172.56	122.11

5Y



Information about previous performance does not guarantee future performance.
Source: FactSet

Price data

Ø price 5 days Ø volume 5 days (pcs.)	44.35 EUR (0)
Ø price 30 days Ø volume 30 days (pcs.)	43.28 EUR (0)
Ø price 100 days Ø volume 100 days (pcs.)	40.34 EUR (0)
Ø price 250 days Ø volume 250 days (pcs.)	33.56 EUR (0)
YTD High date	49.00 EUR (2024/02/28)
YTD Low date	32.90 EUR (2024/01/04)
52 Weeks High date	49.00 EUR (2024/02/28)
52 Weeks Low date	3.48 EUR (2023/09/08)

Arbitrage views

Exchange	Date	Time	Price	Trading volume (mio.)	Number of trades
Tradegate	2024/08/16	22:02	43.96 EUR	0.00	1
Stuttgart	2022/09/07	08:01	1.96 EUR	0.00	3
Nasdaq	2024/08/16	22:00	48.44 USD	20.61	4,898
Munich	2024/08/16	08:08	45.36 EUR	0.00	2
Frankfurt	2024/08/16	15:29	45.10 EUR	0.00	5
Duesseldorf	2024/08/16	19:32	43.64 EUR	0.00	6
Berlin	2024/08/16	20:08	44.00 EUR	0.00	13

Company profile

Company Logo



Company Profile

-

Contact Details

SOLENO THERAPEUTICS INC

--

Telefon: -

Fax: -

E-mail: -