

FORAFRIC GLOBAL PLC ORD USD0.0001

ISIN: **GI000A3DNK69** WKN: **X3R81D102**

Overview

2024/08/16 22:00:00

Price

11.23 USD

Difference  -0.18% (-0.02)

General attributes

ISIN	GI000A3DNK69
Symbol	AFRI
Exchange	Nasdaq
Currency	USD
Sector	-
Security type	Stock
Market cap (m)	275 EUR
Benchmark	S&P 500

Market data

Bid (Bid size)	4.50 USD (200)
Ask (Ask size)	18.00 USD (200)
Open	11.20 USD
High	11.4641 USD
Low	11.20 USD
Close (prev. day)	11.25 USD
VWAP	11.254313 USD
Volume (pcs)	1,937
Trading volume	21,786.95
Number of trades	134
Last size	-

Futures and Options











Related Futures	-
Related Options	-

5Y



Information about previous performance does not guarantee future performance.
Source: FactSet

Recent research

on market			
Date		Headline	Download
2024/08/12		Global Equity Ratings	
2024/07/24		Global Equity Ratings	
2024/07/12		Global Equity Ratings	
2024/07/03		Global Strategy 3Q 2024	
2024/06/21		Global Equity Ratings	

Details

2024/08/16 22:00:00

Price

11.23 USD

 Difference ▼ -0.18% (-0.02)

General attributes

ISIN	GI000A3DNK69
Symbol	AFRI
Exchange	Nasdaq
Currency	USD
Sector	-
Security type	Stock
Market cap (m)	275 EUR
Benchmark	S&P 500

Market data

Bid (Bid size)	4.50 USD (200)
Ask (Ask size)	18.00 USD (200)
Open	11.20 USD
High	11.4641 USD
Low	11.20 USD
Close (prev. day)	11.25 USD
VWAP	11.254313 USD
Volume (pcs)	1,937
Trading volume	21,786.95
Number of trades	134
Last size	-

Performance and Risk

	6m	1Y	3Y
Perf (%)	+6.40%	+2.18%	+12.30%
Perf (abs.)	+0.68	+0.24	+1.23
Beta	0.72	0.55	0.25
Volatility	29.91	27.08	37.37

5Y



Information about previous performance does not guarantee future performance.
Source: FactSet

Price data

Ø price 5 days Ø volume 5 days (pcs.)	11.07 USD (6,199)
Ø price 30 days Ø volume 30 days (pcs.)	11.02 USD (9,740)
Ø price 100 days Ø volume 100 days (pcs.)	10.77 USD (9,850)
Ø price 250 days Ø volume 250 days (pcs.)	10.83 USD (13,073)
YTD High date	12.00 USD (2024/08/01)
YTD Low date	9.63 USD (2024/01/29)
52 Weeks High date	12.00 USD (2023/09/15)
52 Weeks Low date	9.63 USD (2024/01/29)

Arbitrage views

Exchange	Date	Time	Price	Trading volume (mio.)	Number of trades
Nasdaq	2024/08/16	22:00	11.23 USD	0.02	134

Company profile

Company Logo

Contact Details

GLOBIS ACQUISITION CORP.

--

Telefon: -

Fax: -

E-mail: -

Company Profile

-