

EMINI JAPANESE YEN FUTURE (J7) - CMG/C2

2024/08/21 04:39:47

Price
0.0070 USDDifference  0.02% (0.00)

General attributes

Symbol	J7C2
Exchange	Chicago Mercantile Exchange - Globex
Currency	USD
Security type	Future
Underlying	JAPANESE YEN / US DOLLAR (JPY/USD)
Maturity	12-2024
Contract size	6,250,000

Market data

Bid (Bid size)	0.0070 USD (1)
Ask (Ask size)	0.0070 USD (1)
Open	0.0070 USD
High	0.0070 USD
Low	0.0070 USD
Close (prev. day)	0.0070 USD
Underlying	JAPANESE YEN / US DOLLAR (JPY/USD)
Underlying price (date)	0.0069 (24/08/21)
Settlement price (date)	0.01 (24/08/20)
Open Interest	107

Performance and Risk

	6m	1Y	3Y
Perf (%)	+3.01%	-0.32%	-23.29%
Perf (abs.)	+0.00	+0.00	+0.00
Beta	-	-	-
Volatility	10.36	9.88	10.67

Futures and Options

Related Futures	-
Related Options	-










Information about previous performance does not guarantee future performance.
Source: FactSet

Price data

Ø price 5 days Ø volume 5 days (pcs.)	0.0069 USD (35)
Ø price 30 days Ø volume 30 days (pcs.)	0.0067 USD (38)
Ø price 100 days Ø volume 100 days (pcs.)	0.0066 USD (54)
Ø price 250 days Ø volume 250 days (pcs.)	0.0068 USD (74)
YTD High date	0.0073 USD (2024/01/02)
YTD Low date	0.0063 USD (2024/07/10)
52 Weeks High date	0.0073 USD (2023/12/28)
52 Weeks Low date	0.0063 USD (2024/07/10)

Recent Research

on market		
Date	Headline	Download
2024/08/20	 Ranní restart: studená, nepodmíněná a depresivní	
2024/08/20	 CEE Special Report Social Development Goals in the region	
2024/08/19	 Ranní restart: obrat, adaptace, alkohol vs. zelenina a kabely	
2024/08/19	 Poland's monthly data as tipping point for upward growth revisions	
2024/08/16	 Ranní restart	