

## LUCID GROUP INC. CLASS A

ISIN: **US5494981039** WKN: **549498103**

## Overview

2024/09/17 15:29:01

5Y

## Price

3.387 EUR

Difference  -2.24% (-0.08)

## General attributes

ISIN	US5494981039
Symbol	LCID
Exchange	Frankfurt
Currency	EUR
Sector	Automotive
Security type	Stock
Market cap (m)	7,876 EUR
Benchmark	S&P 500

## Market data

Bid (Bid size)	-
Ask (Ask size)	-
Open	3.3645 EUR
High	3.387 EUR
Low	3.3645 EUR
Close (prev. day)	3.4645 EUR
VWAP	3.45 EUR
Volume (pcs)	0
Trading volume	0.00
Number of trades	5
Last size	0











## Futures and Options

Related Futures	-
Related Options	-



Information about previous performance does not guarantee future performance.  
Source: FactSet

## Recent research

on sector		on market	
Date		Headline	Download
2024/09/17		GEVORKYAN Podniková analýza	
2024/09/11		Global Equity Ratings	
2024/09/09		GEVORKYAN Podniková analýza	
2024/09/05		Global Equity Ratings	
2024/08/12		Global Equity Ratings	

## Details

2024/09/17 15:29:01

## Price

3.387 EUR

Difference ▼ -2.24% (-0.08)

## General attributes

ISIN	US5494981039
Symbol	LCID
Exchange	Frankfurt
Currency	EUR
Sector	Automotive
Security type	Stock
Market cap (m)	7,876 EUR
Benchmark	S&P 500

## Market data

Bid (Bid size)	-
Ask (Ask size)	-
Open	3.3645 EUR
High	3.387 EUR
Low	3.3645 EUR
Close (prev. day)	3.4645 EUR
VWAP	3.45 EUR
Volume (pcs)	0
Trading volume	0.00
Number of trades	5
Last size	0

## Performance and Risk

	6m	1Y	3Y
Perf (%)	+41.44%	-38.03%	-
Perf (abs.)	+1.02	-2.13	-
Beta	-	-	-
Volatility	76.22	83.40	-

5Y



Information about previous performance does not guarantee future performance.  
Source: FactSet

## Price data

Ø price 5 days   Ø volume 5 days (pcs.)	3.393 EUR (848)
Ø price 30 days   Ø volume 30 days (pcs.)	3.221 EUR (1,673)
Ø price 100 days   Ø volume 100 days (pcs.)	2.868 EUR (2,668)
Ø price 250 days   Ø volume 250 days (pcs.)	3.223 EUR (3,400)
YTD High   date	3.935 EUR (2024/01/02)
YTD Low   date	2.190 EUR (2024/04/23)
52 Weeks High   date	5.628 EUR (2023/09/18)
52 Weeks Low   date	2.190 EUR (2024/04/23)

## All listings for LUCID GROUP INC. CLASS A

Exchange	Date	Time	Price	Trading volume (mio.)	Number of trades
Tradegate	2024/09/17	22:26	3.3965 EUR	0.09	28
Stuttgart	2024/09/05	21:22	3.258 EUR	0.00	6
Nasdaq	2024/09/17	22:00	3.78 USD	105.79	54,397
Munich	2024/09/17	08:01	3.412 EUR	0.00	2
Frankfurt	2024/09/17	15:29	3.387 EUR	0.00	5

	17						
Duesseldorf	2024/09/ 17	19:31	3.4045 EUR	0.00		7	
Berlin	2024/09/ 17	20:21	3.396 EUR	0.00		18	

## Company profile

### Company Logo

LUCID

### Contact Details

LUCID GROUP INC.

--

----

Telefon: -

Fax: -

E-mail: -

### Company Profile

-

### Members of Management Board

Turqi Alnowaiser	Chairman of Board of Directors
Andrew Liveris	Member of Board of Directors
Chabi Nouri	Member of Board of Directors
Glenn August	Member of Board of Directors
Janet Wong	Member of Board of Directors
Nichelle Maynard-Elliott	Member of Board of Directors
Ori Winitzer	Member of Board of Directors
Sherif Marakby	Member of Board of Directors