

## SAB FINANCE A.S. CZK388

ISIN: CZ0009009940 WKN: -

## Overview

2024/04/25 15:22:10

Price

1,050.00 CZK

Difference  -7.08% (-80.00)

## General attributes

ISIN	CZ0009009940
Symbol	SABFG
Exchange	Prague Stock Exchange
Currency	CZK
Sector	-
Security type	Stock
Market cap (m)	108 EUR
Benchmark	PX INDEX

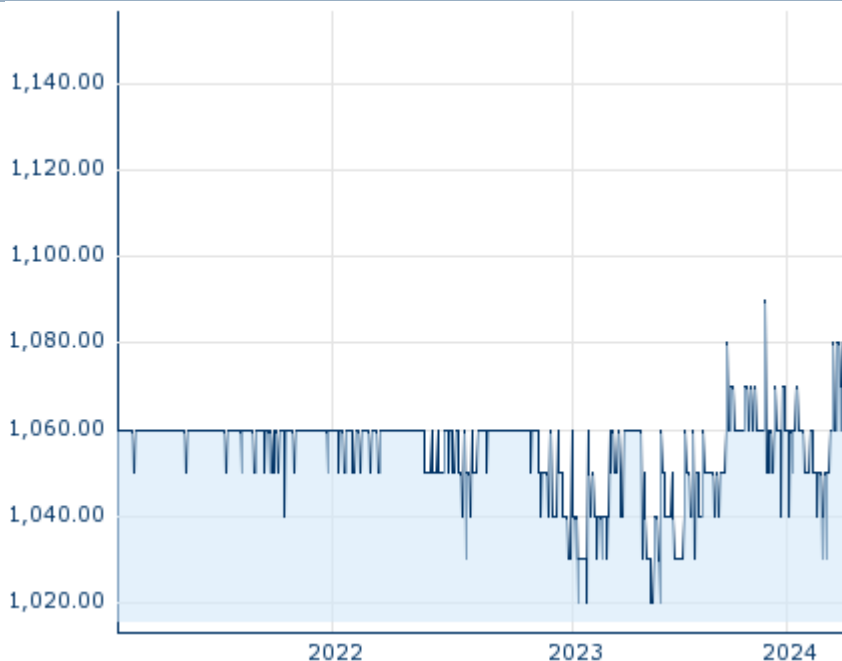
## Market data

Bid (Bid size)	-
Ask (Ask size)	-
Open	1,070.00 CZK
High	1,070.00 CZK
Low	1,040.00 CZK
Close (prev. day)	1,130.00 CZK
VWAP	1,065.45679 CZK
Volume (pcs)	405
Trading volume	431,510.00
Number of trades	9
Last size	4

## Futures and Options

Related Futures	-
Related Options	-

5Y



Information about previous performance does not guarantee future performance.

Source: FactSet

## Recent research

on market		
Date	Headline	Download
2024/04/26	 Akciové trhy - denní zpráva	
2024/04/25	 Akciové trhy - denní zpráva	
2024/04/24	 Akciové trhy - denní zpráva	
2024/04/23	 Akciové trhy - denní zpráva	
2024/04/22	 Akciové trhy - denní zpráva	

## Details

2024/04/25 15:22:10

## Price

1,050.00 CZK

Difference  -7.08% (-80.00)

## General attributes

ISIN	CZ0009009940
Symbol	SABFG
Exchange	Prague Stock Exchange
Currency	CZK
Sector	-
Security type	Stock
Market cap (m)	108 EUR
Benchmark	PX INDEX

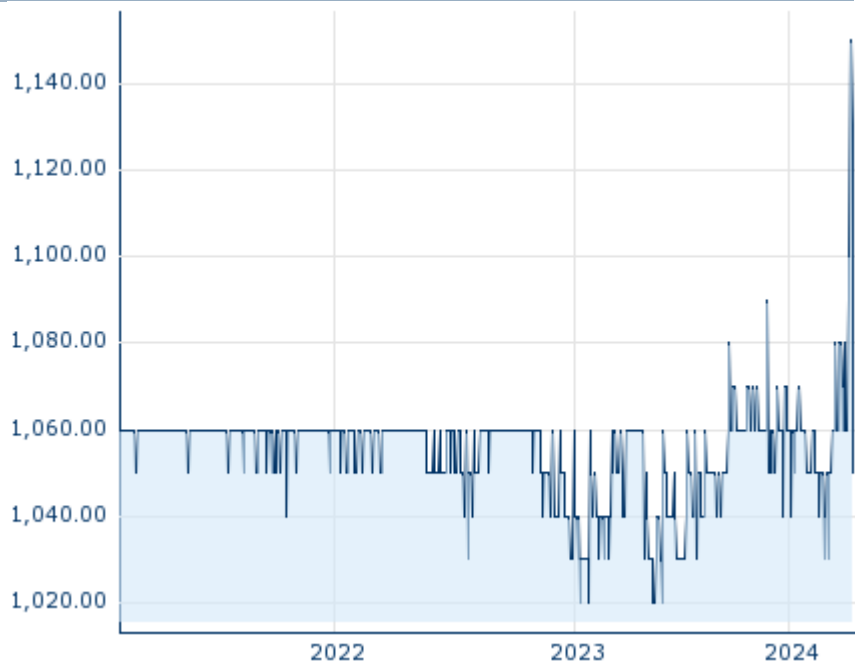
## Market data

Bid (Bid size)	-
Ask (Ask size)	-
Open	1,070.00 CZK
High	1,070.00 CZK
Low	1,040.00 CZK
Close (prev. day)	1,130.00 CZK
VWAP	1,065.45679 CZK
Volume (pcs)	405
Trading volume	431,510.00
Number of trades	9
Last size	4

## Performance and Risk

	6m	1Y	3Y
Perf (%)	-1.87%	-0.94%	-0.94%
Perf (abs.)	-20.00	-10.00	-10.00
Beta	-0.02	0.01	0.03
Volatility	24.56	19.96	14.08

5Y




Information about previous performance does not guarantee future performance.  
Source: FactSet

## Price data

Ø price 5 days   Ø volume 5 days (pcs.)	1,104.00 CZK (250)
Ø price 30 days   Ø volume 30 days (pcs.)	1,071.90 CZK (318)
Ø price 100 days   Ø volume 100 days (pcs.)	1,060.82 CZK (120)
Ø price 250 days   Ø volume 250 days (pcs.)	1,053.69 CZK (972)
YTD High   date	1,150.00 CZK (2024/04/23)
YTD Low   date	1,030.00 CZK (2024/03/04)
52 Weeks High   date	1,150.00 CZK (2024/04/23)
52 Weeks Low   date	1,020.00 CZK (2023/05/09)

## Arbitrage views

Exchange 	Date	Time	Price	Trading volume (mio.)	Number of trades
Prague Stock Exchange	2024/04/25	15:22	1,050.00 CZK	0.43	9

## Company profile

### Company Logo

#### Contact Details

SAB FINANCE A.S.

--

----

Telefon: -

Fax: -

E-mail: -

### Company Profile

-