

SAB FINANCE A.S. CZK388

ISIN: CZ0009009940 WKN:

-

Overview

2022/05/23 10:09:52

Price

1,050.00 CZK

Difference  -0.94% (-10.00)

General attributes

ISIN CZ0009009940

Symbol SABFG

Exchange Prague Stock Exchange

Currency CZK

Sector -

Security type Stock

Market cap (m) 110 EUR

Benchmark PX INDEX

Market data

Bid (Bid size) -

Ask (Ask size) -

Open 1,050.00 CZK

High 1,050.00 CZK

Low 1,050.00 CZK

Close (prev. day) 1,060.00 CZK

VWAP 1,050.00 CZK

Volume (pcs) 115

Trading volume 120,750.00

Number of trades 2

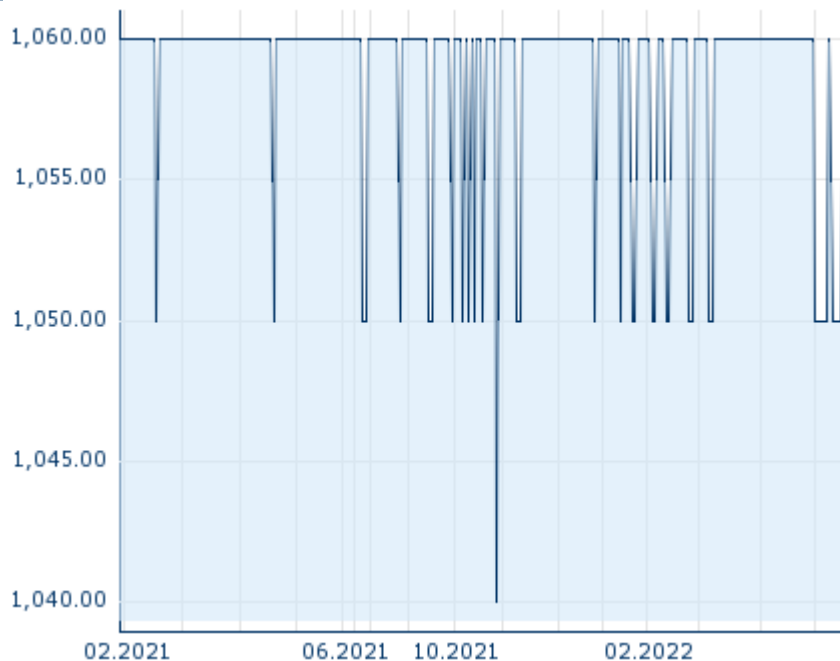
Last size 15

Futures and Options

Related Futures -

Related Options -


5Y



Information about previous performance does not guarantee future performance.
Source: FactSet

Recent research

on market

Date	Headline	Download
2022/05/23	 Akciové trhy - denní zpráva	
2022/05/20	 Akciové trhy - denní zpráva	
2022/05/19	 Akciové trhy - denní zpráva	
2022/05/18	 Akciové trhy - denní zpráva	
2022/05/17	 Akciové trhy - denní zpráva	

Details

2022/05/23 10:09:52

Price

1,050.00 CZK

Difference  -0.94% (-10.00)

General attributes

ISIN	CZ0009009940
Symbol	SABFG
Exchange	Prague Stock Exchange
Currency	CZK
Sector	-
Security type	Stock
Market cap (m)	110 EUR
Benchmark	PX INDEX

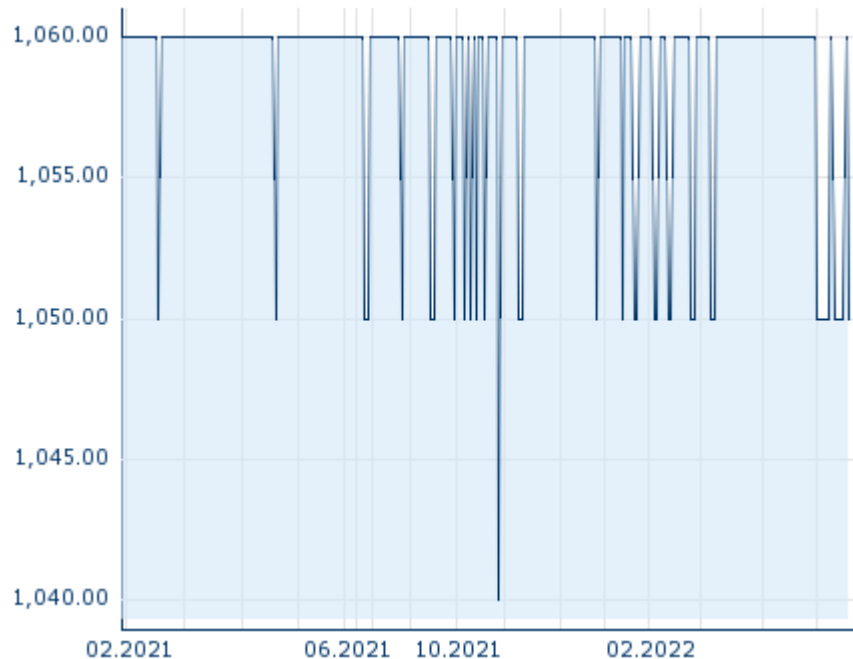
Market data

Bid (Bid size)	-
Ask (Ask size)	-
Open	1,050.00 CZK
High	1,050.00 CZK
Low	1,050.00 CZK
Close (prev. day)	1,060.00 CZK
VWAP	1,050.00 CZK
Volume (pcs)	115
Trading volume	120,750.00
Number of trades	2
Last size	15

Performance and Risk

	6m	1Y	3Y
Perf (%)	-0.94%	-0.94%	-
Perf (abs.)	-10.00	-10.00	-
Beta	0.04	0.02	0.01
Volatility	6.42	7.63	6.67

5Y



Information about previous performance does not guarantee future performance.
Source: FactSet

Price data

Ø price 5 days Ø volume 5 days (pcs.)	1,052.00 CZK (127)
Ø price 30 days Ø volume 30 days (pcs.)	1,056.67 CZK (1,433)
Ø price 100 days Ø volume 100 days (pcs.)	1,057.80 CZK (1,464)
Ø price 250 days Ø volume 250 days (pcs.)	1,058.48 CZK (1,510)
YTD High date	1,060.00 CZK (2022/01/04)
YTD Low date	1,040.00 CZK (2022/01/31)
52 Weeks High date	10,400.00 CZK (2021/10/01)
52 Weeks Low date	1,040.00 CZK (2021/10/01)

All listings for SAB FINANCE A.S. CZK388

Exchange 	Date	Time	Price	Trading volume (mio.)	Number of trades
Prague Stock Exchange	2022/05/23	10:09	1,050.00 CZK	0.12	2

Company profile

Company Logo

<https://>

Company Profile

-

Contact Details

SAB FINANCE A.S.

--

Telefon: -

Fax: -

E-mail: -