

## SAB FINANCE A.S. CZK388

ISIN: CZ0009009940 WKN:

-

## Overview

2021/12/01 11:44:37

## Price

1,060.00 CZK

Difference  0.00% (0.00)

## General attributes

ISIN CZ0009009940

Symbol SABFG

Exchange Prague Stock Exchange

Currency CZK

Sector -

Security type Stock

Market cap (m) 107 EUR

Benchmark PX INDEX

## Market data

Bid (Bid size) -

Ask (Ask size) -

Open 1,060.00 CZK

High 1,060.00 CZK

Low 1,060.00 CZK

Close (prev. day) 1,060.00 CZK

VWAP 1,060.00 CZK

Volume (pcs) 3,007

Trading volume 3,187,420.00

Number of trades 2

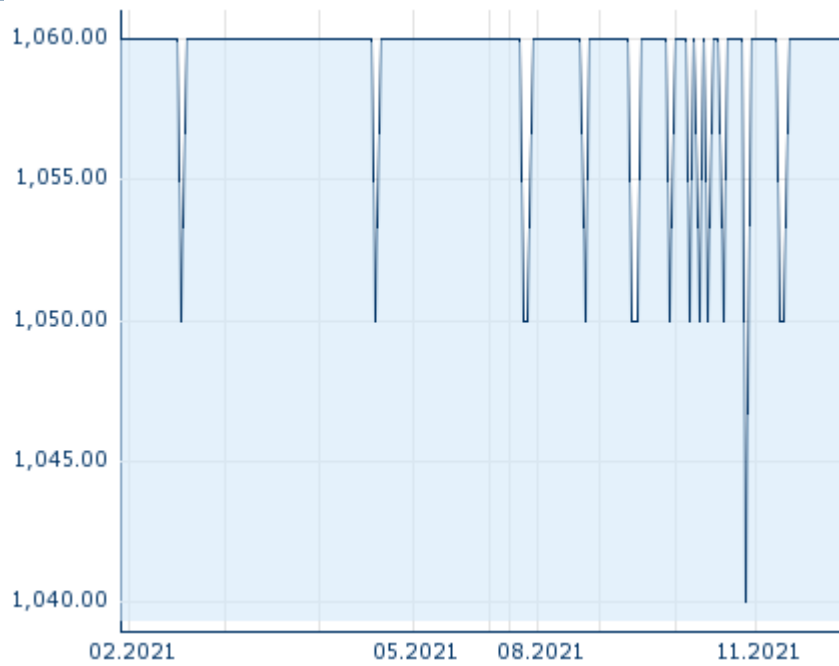
Last size 7

## Futures and Options

Related Futures -

Related Options -











5Y



Information about previous performance does not guarantee future performance.  
Source: FactSet

## Recent research

on market

Date	Headline	Download
2021/12/01	 Akciové trhy - denní zpráva	
2021/11/30	 Akciové trhy - denní zpráva	
2021/11/29	 Akciové trhy - denní zpráva	
2021/11/26	 Akciové trhy - denní zpráva	
2021/11/25	 Akciové trhy - denní zpráva	

## Details

2021/12/01 11:44:37

## Price

1,060.00 CZK

Difference  0.00% (0.00)

## General attributes

ISIN	CZ0009009940
Symbol	SABFG
Exchange	Prague Stock Exchange
Currency	CZK
Sector	-
Security type	Stock
Market cap (m)	107 EUR
Benchmark	PX INDEX

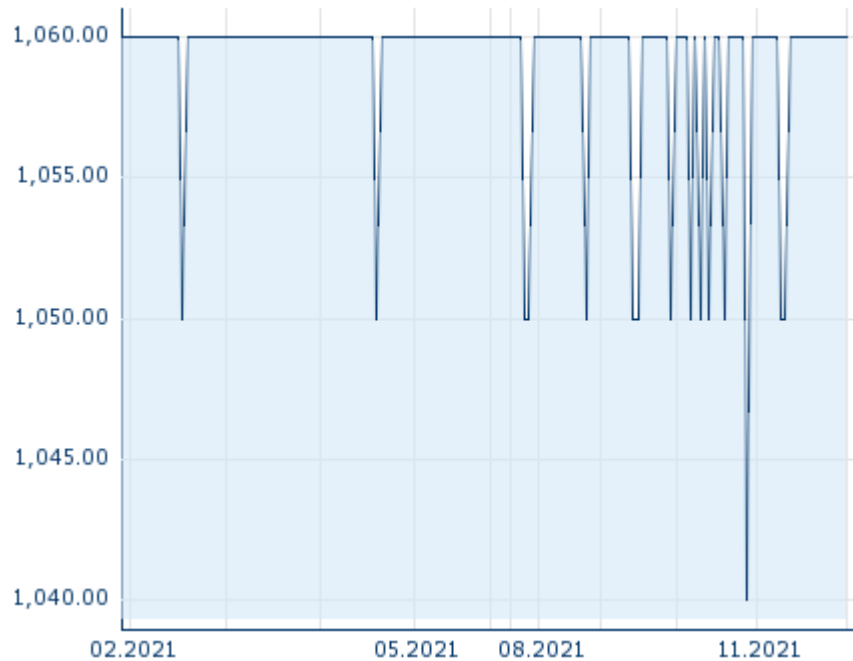
## Market data

Bid (Bid size)	-
Ask (Ask size)	-
Open	1,060.00 CZK
High	1,060.00 CZK
Low	1,060.00 CZK
Close (prev. day)	1,060.00 CZK
VWAP	1,060.00 CZK
Volume (pcs)	3,007
Trading volume	3,187,420.00
Number of trades	2
Last size	7

## Performance and Risk

	6m	1Y	3Y
Perf (%)	0.00%	-	-
Perf (abs.)	0.00	-	-
Beta	-0.12	-0.05	-0.02
Volatility	8.94	6.72	6.72

5Y



Information about previous performance does not guarantee future performance.  
Source: FactSet

## Price data

Ø price 5 days   Ø volume 5 days (pcs.)	1,060.00 CZK (1,793)
Ø price 30 days   Ø volume 30 days (pcs.)	1,058.00 CZK (1,070)
Ø price 100 days   Ø volume 100 days (pcs.)	1,058.50 CZK (850)
Ø price 250 days   Ø volume 250 days (pcs.)	- CZK (1,969)
YTD High   date	10,400.00 CZK (2021/10/01)
YTD Low   date	1,040.00 CZK (2021/10/01)
52 Weeks High   date	10,400.00 CZK (2021/10/01)
52 Weeks Low   date	1,040.00 CZK (2021/10/01)

## Arbitrage views

Exchange 	Date	Time	Price	Trading volume (mio.)	Number of trades
Prague Stock Exchange	2021/12/01	11:44	1,060.00 CZK	3.19	2

## Company profile

### Company Logo

<https://>

### Company Profile

-

### Contact Details

SAB FINANCE A.S.

--

----

Telefon: -

Fax: -

E-mail: -