


SANDS CHINA LTD.

ISIN: KYG7800X1079 WKN: -

Overview

2024/07/26 08:02:39		
Price	1.681 EUR	
Difference		-1.12% (-0.02)

General attributes	
ISIN	KYG7800X1079
Symbol	1928
Exchange	Frankfurt
Currency	EUR
Sector	Media / Entertainment / Recreation
Security type	Stock
Market cap (m)	14,169 EUR
Benchmark	MSCI WORLD INDEX (STRD, UHD)

Market data	
Bid (Bid size)	-
Ask (Ask size)	-
Open	1.681 EUR
High	1.681 EUR
Low	1.681 EUR
Close (prev. day)	1.70 EUR
VWAP	1.983 EUR
Volume (pcs)	0
Trading volume	0.00
Number of trades	2
Last size	0









Futures and Options	
Related Futures	-
Related Options	-

PDF Downloads	
Company report: SANDS CHINA LTD.	



Information about previous performance does not guarantee future performance.
Source: FactSet

Recent research

on sector			
Date		Headline	Download
2024/07/24		Global Equity Ratings	
2024/07/12		Global Equity Ratings	
2024/06/21		Global Equity Ratings	
2024/06/14		Global Equity Ratings	
2024/05/29		Global Equity Ratings	

Details

2024/07/26 08:02:39		
Price	1.681 EUR	
Difference	<div><div></div></div>	-1.12% (-0.02)

General attributes	
ISIN	KYG7800X1079
Symbol	1928
Exchange	Frankfurt
Currency	EUR
Sector	Media / Entertainment / Recreation
Security type	Stock
Market cap (m)	14,169 EUR
Benchmark	MSCI WORLD INDEX (STRD, UHD)

Market data	
Bid (Bid size)	-
Ask (Ask size)	-
Open	1.681 EUR
High	1.681 EUR
Low	1.681 EUR
Close (prev. day)	1.70 EUR
VWAP	1.983 EUR
Volume (pcs)	0
Trading volume	0.00
Number of trades	2
Last size	0

Performance and Risk			
	6m	1Y	3Y
Perf (%)	-32.11%	-48.62%	-46.02%
Perf (abs.)	-0.80	-1.59	-1.43
Beta	1.24	0.66	0.45
Volatility	44.52	40.46	63.52



Price data	
Ø price 5 days Ø volume 5 days (pcs.)	1.731 EUR (0)
Ø price 30 days Ø volume 30 days (pcs.)	1.886 EUR (67)
Ø price 100 days Ø volume 100 days (pcs.)	2.198 EUR (32)
Ø price 250 days Ø volume 250 days (pcs.)	2.470 EUR (98)
YTD High date	2.841 EUR (2024/02/16)
YTD Low date	1.681 EUR (2024/07/26)
52 Weeks High date	3.522 EUR (2023/07/28)
52 Weeks Low date	1.681 EUR (2024/07/26)

All listings for SANDS CHINA LTD.					
Exchange	Date	Time	Price	Trading volume (mio.)	Number of trades
Tradegate	2024/07/26	22:02	1.762 EUR	0.00	1
Stuttgart	2024/07/26	10:35	1.7105 EUR	0.00	4
Munich	2024/07/26	08:04	1.835 EUR	0.00	2
Hong Kong Stock Exchange	2024/07/26	10:08	14.84 HKD	-	-
Frankfurt	2024/07/26	08:02	1.681 EUR	0.00	2

	26					
FINRA other OTC Issues	2024/07/26	21:57	1.93 USD	0.00		10
Duesseldorf	2024/07/26	19:30	1.68 EUR	0.00		7
Berlin	2024/07/26	08:04	1.6825 EUR	0.00		3

Company profile

Company Logo

Contact Details

SANDS CHINA LTD.

- -

The Venetian Macao Resort Hotel, L2
Executive Offices - - Macau

Telefon: +853-8118-2888

Fax: +853-2888-3382

E-mail: -

PDF Downloads

Company report: SANDS CHINA LTD. 

Company Profile

Sands China Ltd. operates as an investment holding company, which engages in the development and operation of integrated resorts in Macao that contains gaming areas, meeting space, convention and exhibition halls, retail and dining areas and entertainment venues. It operates through the following segments: The Venetian Macao, Sands Cotai Central, The Plaza Macao, Sands Macao, The Parisian Macao, and Ferry and Other Operations. The company was founded by Sheldon Gary Adelson on July 15, 2009 and is headquartered in Macau.

Members of Management Board

Grant Chum Kwan Lock	Chairman of Managing Board
Dave Sun Minqi	Member of Executive Committee
Dylan James Williams	Member of Executive Committee
Ying Wai Wong	Member of Executive Committee

Board of directors

Robert Goldstein	Chairman of Supervisory Board
Ying Wai Wong	Member of Supervisory Board
Charles Forman	Member of Supervisory Board
Kenneth Chung	Member of Supervisory Board
Steven Strasser	Member of Supervisory Board
Victor Hoog Antink	Member of Supervisory Board
Yun Chiang	Member of Supervisory Board