

## AFC GAMMA INC COM USD0.01

ISIN: US00109K1051 WKN: 00109K105

## Overview

2024/08/16 08:58:37

Price  
8.80 EURDifference  -0.56% (-0.05)

## General attributes

ISIN	US00109K1051
Symbol	AFCG
Exchange	Frankfurt
Currency	EUR
Sector	-
Security type	Stock
Market cap (m)	186 EUR
Benchmark	S&P 500

## Market data

Bid (Bid size)	8.95 EUR (180)
Ask (Ask size)	9.10 EUR (180)
Open	8.80 EUR
High	8.80 EUR
Low	8.80 EUR
Close (prev. day)	8.85 EUR
VWAP	9.18455 EUR
Volume (pcs)	0
Trading volume	0.00
Number of trades	1
Last size	0

## Futures and Options








Related Futures	-
Related Options	-

5Y



Information about previous performance does not guarantee future performance.  
Source: FactSet

## Recent research

on market			
Date		Headline	Download
2024/08/12		Global Equity Ratings	
2024/07/24		Global Equity Ratings	
2024/07/12		Global Equity Ratings	
2024/07/03		Global Strategy 3Q 2024	
2024/06/21		Global Equity Ratings	

## Details

2024/08/16 08:58:37

## Price

8.80 EUR

Difference 📉 -0.56% (-0.05)

## General attributes

ISIN	US00109K1051
Symbol	AFCG
Exchange	Frankfurt
Currency	EUR
Sector	-
Security type	Stock
Market cap (m)	186 EUR
Benchmark	S&P 500

## Market data

Bid (Bid size)	8.95 EUR (180)
Ask (Ask size)	9.10 EUR (180)
Open	8.80 EUR
High	8.80 EUR
Low	8.80 EUR
Close (prev. day)	8.85 EUR
VWAP	9.18455 EUR
Volume (pcs)	0
Trading volume	0.00
Number of trades	1
Last size	0

## Performance and Risk

	6m	1Y	3Y
Perf (%)	+23.60%	+9.75%	-27.09%
Perf (abs.)	+1.69	+0.79	-3.29
Beta	0.79	0.90	0.78
Volatility	36.13	36.26	37.26

5Y



Information about previous performance does not guarantee future performance.  
Source: FactSet

## Price data

Ø price 5 days   Ø volume 5 days (pcs.)	8.85 EUR (110)
Ø price 30 days   Ø volume 30 days (pcs.)	8.28 EUR (76)
Ø price 100 days   Ø volume 100 days (pcs.)	7.85 EUR (27)
Ø price 250 days   Ø volume 250 days (pcs.)	7.65 EUR (20)
YTD High   date	9.25 EUR (2024/08/13)
YTD Low   date	6.00 EUR (2024/07/10)
52 Weeks High   date	9.25 EUR (2024/08/13)
52 Weeks Low   date	6.00 EUR (2024/07/10)

## Arbitrage views

Exchange	Date	Time	Price	Trading volume (mio.)	Number of trades
Stuttgart	2024/08/16	08:03	8.85 EUR	0.00	1
Nasdaq	2024/08/16	16:54	9.93 USD	0.94	791
Munich	2024/08/16	08:07	8.85 EUR	0.00	1
Frankfurt	2024/08/16	08:58	8.80 EUR	0.00	1
Duesseldorf	2024/08/16	16:30	8.90 EUR	0.00	4

## Company profile

### Company Logo

#### Contact Details

AFC GAMMA INC

--

----

Telefon: -

Fax: -

E-mail: -

### Company Profile

-