

MESOBLAST LTD.

ISIN: **AU000000MSB8** WKN: **MSB**

Overview

2024/05/02 21:46:04

Price

0.655 EUR

Difference  9.17% (0.06)

General attributes

ISIN AU000000MSB8

Symbol MSB

Exchange Berlin

Currency EUR

Sector Chemical / Pharmaceutical / Health

Security type Stock

Market cap (m) 744 EUR

Benchmark ASX ALL ORDINARIES INDEX

Market data

Bid (Bid size) -

Ask (Ask size) -

Open 0.66 EUR

High 0.66 EUR

Low 0.65 EUR

Close (prev. day) 0.60 EUR

VWAP -

Volume (pcs) 0

Trading volume 0.00

Number of trades 10

Last size 0

Futures and Options

Related Futures -

Related Options -

5Y













Information about previous performance does not guarantee future performance.

Source: FactSet

Recent research

on sector

Date		Headline	Download
2024/04/26		Global Equity Ratings	
2024/04/03		Global Equity Ratings	
2024/03/13		Global Equity Ratings	
2024/02/22		Global Equity Ratings	
2024/02/14		Global Equity Ratings	

Details

2024/05/02 21:46:04

Price

0.655 EUR

Difference ▲ 9.17% (0.06)

General attributes

ISIN	AU000000MSB8
Symbol	MSB
Exchange	Berlin
Currency	EUR
Sector	Chemical / Pharmaceutical / Health
Security type	Stock
Market cap (m)	744 EUR
Benchmark	ASX ALL ORDINARIES INDEX

Market data

Bid (Bid size)	-
Ask (Ask size)	-
Open	0.66 EUR
High	0.66 EUR
Low	0.65 EUR
Close (prev. day)	0.60 EUR
VWAP	-
Volume (pcs)	0
Trading volume	0.00
Number of trades	10
Last size	0

Performance and Risk

	6m	1Y	3Y
Perf (%)	+195.05%	+22.43%	-52.01%
Perf (abs.)	+0.43	+0.12	-0.71
Beta	1.09	1.27	1.33
Volatility	128.44	144.54	97.10

5Y



Information about previous performance does not guarantee future performance.
Source: FactSet

Price data

Ø price 5 days Ø volume 5 days (pcs.)	0.615 EUR (0)
Ø price 30 days Ø volume 30 days (pcs.)	0.473 EUR (0)
Ø price 100 days Ø volume 100 days (pcs.)	0.266 EUR (0)
Ø price 250 days Ø volume 250 days (pcs.)	0.360 EUR (0)
YTD High date	0.660 EUR (2024/04/29)
YTD Low date	0.158 EUR (2024/02/01)
52 Weeks High date	0.885 EUR (2023/07/17)
52 Weeks Low date	0.158 EUR (2024/02/01)

All listings for MESOBLAST LTD.

Exchange <input type="checkbox"/>	Date	Time	Price	Trading volume (mio.)	Number of trades
Tradegate	2024/05/02	22:26	0.66 EUR	0.00	3
Stuttgart	2024/05/02	10:30	0.645 EUR	0.00	4
Munich	2024/05/02	08:00	0.645 EUR	0.00	2
Hamburg	2024/05/02	08:00	0.63 EUR	0.00	3
Frankfurt	2024/05/02	15:29	0.625 EUR	0.00	5

	02					
FINRA other OTC Issues	2024/04/29	19:52	0.76 USD	0.00		2
Berlin	2024/05/02	21:46	0.655 EUR	0.00		10
Australian Securities Exchange	2024/05/02	08:10	1.07 AUD	28.74		3,908

Company profile

Company Logo



Company Profile

-

Contact Details

MESOBLAST

--

Telefon: -

Fax: -

E-mail: -