

## VICINITY MOTOR CORP.

ISIN: CA9256541058 WKN: 925654105

## Overview

2024/09/16 08:11:11

Price

0.1135 EUR

Difference  0.44% (0.00)

## General attributes

ISIN	CA9256541058
Symbol	VEV
Exchange	Duesseldorf
Currency	EUR
Sector	Automotive
Security type	Stock
Market cap (m)	6 EUR
Benchmark	S&P/TSX 60 INDEX

## Market data

Bid (Bid size)	-
Ask (Ask size)	-
Open	0.1135 EUR
High	0.1135 EUR
Low	0.1135 EUR
Close (prev. day)	0.113 EUR
VWAP	-
Volume (pcs)	0
Trading volume	0.00
Number of trades	1
Last size	0

## Futures and Options











Related Futures	-
Related Options	-

5Y



Information about previous performance does not guarantee future performance.  
Source: FactSet

## Recent research

on sector			
Date		Headline	Download
2024/09/16		GEVORKYAN Podniková analýza	
2024/09/11		Global Equity Ratings	
2024/09/09		GEVORKYAN Podniková analýza	
2024/09/05		Global Equity Ratings	
2024/08/12		Global Equity Ratings	

## Details

2024/09/16 08:11:11

**Price**  
0.1135 EUR

**Difference** ▲ 0.44% (0.00)

## General attributes

ISIN	CA9256541058
Symbol	VEV
Exchange	Duesseldorf
Currency	EUR
Sector	Automotive
Security type	Stock
Market cap (m)	6 EUR
Benchmark	S&P/TSX 60 INDEX

## Market data

Bid (Bid size)	-
Ask (Ask size)	-
Open	0.1135 EUR
High	0.1135 EUR
Low	0.1135 EUR
Close (prev. day)	0.113 EUR
VWAP	-
Volume (pcs)	0
Trading volume	0.00
Number of trades	1
Last size	0

## Performance and Risk

	6m	1Y	3Y
Perf (%)	-83.31%	-87.44%	-97.00%
Perf (abs.)	-0.56	-0.79	-3.66
Beta	-	-	-
Volatility	200.42	145.92	103.16

5Y



Information about previous performance does not guarantee future performance.  
Source: FactSet

## Price data

Ø price 5 days   Ø volume 5 days (pcs.)	0.1111 EUR (14)
Ø price 30 days   Ø volume 30 days (pcs.)	0.1485 EUR (76)
Ø price 100 days   Ø volume 100 days (pcs.)	0.4325 EUR (24)
Ø price 250 days   Ø volume 250 days (pcs.)	0.6204 EUR (10)
YTD High   date	0.8430 EUR (2024/01/10)
YTD Low   date	0.0990 EUR (2024/08/12)
52 Weeks High   date	0.9600 EUR (2023/09/19)
52 Weeks Low   date	0.0990 EUR (2024/08/12)

## All listings for VICINITY MOTOR CORP.

Exchange <span>⊕</span>	Date	Time	Price	Trading volume (mio.)	Number of trades
Tradegate	2024/09/16	22:02	0.11 EUR	0.00	7
TSX Venture Exchange	2024/09/16	21:50	0.18 CAD	0.00	41
Stuttgart	2024/09/16	21:31	0.1075 EUR	0.00	14
Nasdaq	2024/09/16	21:50	0.12 USD	0.05	697
Munich	2024/09/16	21:55	0.107 EUR	0.00	3

	16						
Frankfurt	2024/09/16	08:21	0.0792	EUR	0.00		1
Duesseldorf	2024/09/16	08:11	0.1135	EUR	0.00		1
Berlin	2024/09/16	20:48	0.1085	EUR	0.00		20

## Company profile

### Company Logo



### Company Profile

-

### Contact Details

VICINITY MOTOR

--

----

Telefon: -

Fax: -

E-mail: -