

## AKER CARBON CAPTURE ASA NOK1

ISIN: NO0010890304 WKN: -

## Overview

2024/06/21 16:20:00

Price

6.425 NOK

Difference  -2.10% (-0.14)

## General attributes

ISIN NO0010890304

Symbol ACC

Exchange London Stock Exchange  
European Trade Reporting

Currency NOK

Sector Energy / Commodities

Security type Stock

Market cap (m) 343 EUR

Benchmark NORWAY OSLO BORS ALL  
SHARE(TRG)

## Market data

Bid (Bid size) 6.105 NOK (50,000)

Ask (Ask size) 6.745 NOK (50,000)

Open 6.44 NOK

High 6.44 NOK

Low 6.425 NOK

Close (prev. day) 6.5625 NOK

VWAP 7.865 NOK

Volume (pcs) 10,462

Trading volume -

Number of trades 2

Last size -

## Futures and Options

Related Futures -




Related Options -

5Y



Information about previous performance does not guarantee future performance.  
Source: FactSet

## Recent research

on sector			
Date		Headline	Download
2024/06/21		Global Equity Ratings	
2024/06/21		Akciové trhy - denní zpráva	
2024/06/20		Akciové trhy - denní zpráva	
2024/06/19		Akciové trhy - denní zpráva	
2024/06/18		Akciové trhy - denní zpráva	

## Details

2024/06/21 16:20:00

Price

6.425 NOK

Difference ▼ -2.10% (-0.14)

## General attributes

ISIN	NO0010890304
Symbol	ACC
Exchange	London Stock Exchange European Trade Reporting
Currency	NOK
Sector	Energy / Commodities
Security type	Stock
Market cap (m)	343 EUR
Benchmark	NORWAY OSLO BORS ALL SHARE(TRG)

## Market data

Bid (Bid size)	6.105 NOK (50,000)
Ask (Ask size)	6.745 NOK (50,000)
Open	6.44 NOK
High	6.44 NOK
Low	6.425 NOK
Close (prev. day)	6.5625 NOK
VWAP	7.865 NOK
Volume (pcs)	10,462
Trading volume	-
Number of trades	2
Last size	-

## Performance and Risk

	6m	1Y	3Y
Perf (%)	-49.29%	-54.48%	-64.18%
Perf (abs.)	-6.25	-7.69	-11.51
Beta	1.13	1.02	1.36
Volatility	68.68	62.15	64.17

5Y



Information about previous performance does not guarantee future performance.  
Source: FactSet

## Price data

Ø price 5 days   Ø volume 5 days (pcs.)	6.665 NOK (0)
Ø price 30 days   Ø volume 30 days (pcs.)	7.183 NOK (0)
Ø price 100 days   Ø volume 100 days (pcs.)	7.724 NOK (804)
Ø price 250 days   Ø volume 250 days (pcs.)	10.279 NOK (421)
YTD High   date	13.450 NOK (2024/01/02)
YTD Low   date	5.335 NOK (2024/03/22)
52 Weeks High   date	15.650 NOK (2023/07/27)
52 Weeks Low   date	5.335 NOK (2024/03/22)

## All listings for AKER CARBON CAPTURE ASA NOK1

Exchange	Date	Time	Price	Trading volume (mio.)	Number of trades
Tradegate	2024/06/21	22:26	0.568 EUR	0.01	14
Stuttgart	2024/06/21	11:08	0.557 EUR	0.00	6
Munich	2024/06/21	08:09	0.5685 EUR	0.00	2
London Stock Exchange European Trade Reporting	2024/06/21	16:20	6.425 NOK	0.00	2
Frankfurt	2024/	09:17	0.564 EUR	0.00	2

	06/21				
First North Stockholm	2024/ 06/20	18:00	6.49 NOK	0.02	3
FINRA other OTC Issues	2024/ 06/21	21:11	0.61 USD	0.01	4
Duesseldorf	2024/ 06/21	08:11	0.553 EUR	0.00	3
Berlin	2024/ 06/21	21:43	0.563 EUR	0.00	19

## Company profile

### Company Logo

#### Contact Details

AKER CARBON CAPTURE

--

----

Telefon: -

Fax: -

E-mail: -

### Company Profile

-