

## ZEVRA THERAPEUTICS INC.

ISIN: **US4884452065** WKN: **488445206**

## Overview

2024/10/18 08:01:34

Price  
7.65 EURDifference  2.00% (0.15)

## General attributes

ISIN	US4884452065
Symbol	ZVRA
Exchange	Frankfurt
Currency	EUR
Sector	Chemical / Pharmaceutical / Health
Security type	Stock
Market cap (m)	413 EUR
Benchmark	S&P 500

## Market data

Bid (Bid size)	-
Ask (Ask size)	-
Open	7.65 EUR
High	7.65 EUR
Low	7.65 EUR
Close (prev. day)	7.50 EUR
VWAP	7.03333 EUR
Volume (pcs)	0
Trading volume	0.00
Number of trades	2
Last size	0

## Futures and Options





Related Futures	-
Related Options	-

5Y



Information about previous performance does not guarantee future performance.  
Source: FactSet

## Recent research

on sector		on market	
Date		Headline	Download
2024/09/27		Global Equity Ratings	
2024/09/11		Global Equity Ratings	
2024/09/05		Global Equity Ratings	
2024/08/12		Global Equity Ratings	
2024/07/24		Global Equity Ratings	

## Details

2024/10/18 08:01:34

Price  
7.65 EURDifference ▲ 2.00% (0.15)

## General attributes

ISIN	US4884452065
Symbol	ZVRA
Exchange	Frankfurt
Currency	EUR
Sector	Chemical / Pharmaceutical / Health
Security type	Stock
Market cap (m)	413 EUR
Benchmark	S&P 500

## Market data

Bid (Bid size)	-
Ask (Ask size)	-
Open	7.65 EUR
High	7.65 EUR
Low	7.65 EUR
Close (prev. day)	7.50 EUR
VWAP	7.03333 EUR
Volume (pcs)	0
Trading volume	0.00
Number of trades	2
Last size	0

## Performance and Risk

	6m	1Y	3Y
Perf (%)	+77.91%	+81.28%	-8.38%
Perf (abs.)	+3.35	+3.43	-0.70
Beta	0.89	1.15	1.05
Volatility	83.33	69.92	64.55

5Y



Information about previous performance does not guarantee future performance.  
Source: FactSet

## Price data

Ø price 5 days   Ø volume 5 days (pcs.)	7.44 EUR (0)
Ø price 30 days   Ø volume 30 days (pcs.)	6.95 EUR (50)
Ø price 100 days   Ø volume 100 days (pcs.)	5.43 EUR (27)
Ø price 250 days   Ø volume 250 days (pcs.)	5.04 EUR (23)
YTD High   date	7.65 EUR (2024/10/18)
YTD Low   date	3.80 EUR (2024/07/08)
52 Weeks High   date	7.65 EUR (2024/10/18)
52 Weeks Low   date	3.80 EUR (2024/07/08)

## Arbitrage views

Exchange	Date	Time	Price	Trading volume (mio.)	Number of trades
Tradegate	2024/10/18	22:26	7.80 EUR	0.02	2
Stuttgart	2024/10/18	21:31	7.70 EUR	0.00	4
Nasdaq	2024/10/18	22:00	8.49 USD	3.25	4,813
Munich	2024/10/18	08:01	7.60 EUR	0.00	2
Frankfurt	2024/10/18	08:01	7.65 EUR	0.00	2
Duesseldorf	2024/10/18	19:30	7.65 EUR	0.00	7
Berlin	2024/10/18	17:20	7.75 EUR	0.00	8

## Company profile

### Company Logo



### Company Profile

-

### Contact Details

ZEVRA THERAPEUTICS

--

Celebration Boulevard, uite 103 1180 34747  
Celebration

Telefon: +1 888.958.1253

Fax: -

E-mail: [info@zevra.com](mailto:info@zevra.com)