

## CAPITAL BANCORP INC COM USD0.01

ISIN: US1397371006 WKN: 139737100

## Overview

2024/08/16 08:04:55

Price

21.60 EUR

Difference  2.86% (0.60)

## General attributes

ISIN	US1397371006
Symbol	CBNK
Exchange	Frankfurt
Currency	EUR
Sector	-
Security type	Stock
Market cap (m)	306 EUR
Benchmark	S&P 500

## Market data

Bid (Bid size)	-
Ask (Ask size)	-
Open	21.60 EUR
High	21.60 EUR
Low	21.60 EUR
Close (prev. day)	21.00 EUR
VWAP	22.00 EUR
Volume (pcs)	0
Trading volume	0.00
Number of trades	2
Last size	0

## Futures and Options

Related Futures	-
Related Options	-










5Y



Information about previous performance does not guarantee future performance.

Source: FactSet

## Recent research

on market			
Date		Headline	Download
2024/08/12		Global Equity Ratings	
2024/07/24		Global Equity Ratings	
2024/07/12		Global Equity Ratings	
2024/07/03		Global Strategy 3Q 2024	
2024/06/21		Global Equity Ratings	

## Details

2024/08/16 08:04:55

## Price

21.60 EUR

Difference ▲ 2.86% (0.60)

## General attributes

ISIN	US1397371006
Symbol	CBNK
Exchange	Frankfurt
Currency	EUR
Sector	-
Security type	Stock
Market cap (m)	306 EUR
Benchmark	S&P 500

## Market data

Bid (Bid size)	-
Ask (Ask size)	-
Open	21.60 EUR
High	21.60 EUR
Low	21.60 EUR
Close (prev. day)	21.00 EUR
VWAP	22.00 EUR
Volume (pcs)	0
Trading volume	0.00
Number of trades	2
Last size	0

## Performance and Risk

	6m	1Y	3Y
Perf (%)	+9.64%	+20.00%	+9.64%
Perf (abs.)	+1.90	+3.60	+1.90
Beta	0.25	0.46	0.59
Volatility	27.14	28.02	30.41

5Y



Information about previous performance does not guarantee future performance.  
Source: FactSet

## Price data

Ø price 5 days   Ø volume 5 days (pcs.)	21.28 EUR (0)
Ø price 30 days   Ø volume 30 days (pcs.)	21.23 EUR (0)
Ø price 100 days   Ø volume 100 days (pcs.)	19.17 EUR (0)
Ø price 250 days   Ø volume 250 days (pcs.)	19.10 EUR (1)
YTD High   date	23.60 EUR (2024/07/26)
YTD Low   date	17.70 EUR (2024/04/19)
52 Weeks High   date	23.60 EUR (2024/07/26)
52 Weeks Low   date	17.30 EUR (2023/08/31)

## Arbitrage views

Exchange	Date	Time	Price	Trading volume (mio.)	Number of trades
Nasdaq	2024/08/16	22:00	24.14 USD	0.28	363
Frankfurt	2024/08/16	08:04	21.60 EUR	0.00	2

## Company profile

### Company Logo



### Company Profile

-

### Contact Details

CAPITAL BNCP

--

----

Telefon: -

Fax: -

E-mail: -