

EAGLE BANCORP MONTANA INC COM USD0.01

ISIN: **US26942G1004** WKN: **26942G100**

Overview

2024/08/16 08:04:55

Price

12.00 EUR

Difference  2.56% (0.30)

General attributes

ISIN	US26942G1004
Symbol	EBMT
Exchange	Frankfurt
Currency	EUR
Sector	-
Security type	Stock
Market cap (m)	102 EUR
Benchmark	S&P 500

Market data

Bid (Bid size)	-
Ask (Ask size)	-
Open	12.00 EUR
High	12.00 EUR
Low	12.00 EUR
Close (prev. day)	11.70 EUR
VWAP	11.60 EUR
Volume (pcs)	0
Trading volume	0.00
Number of trades	2
Last size	0

Futures and Options

Related Futures	-
Related Options	-




5Y



Information about previous performance does not guarantee future performance.

Source: FactSet

Recent research

on market			
Date		Headline	Download
2024/08/12		Global Equity Ratings	
2024/07/24		Global Equity Ratings	
2024/07/12		Global Equity Ratings	
2024/07/03		Global Strategy 3Q 2024	
2024/06/21		Global Equity Ratings	

Details

2024/08/16 08:04:55

Price

12.00 EUR

Difference ▲ 2.56% (0.30)

General attributes

ISIN	US26942G1004
Symbol	EBMT
Exchange	Frankfurt
Currency	EUR
Sector	-
Security type	Stock
Market cap (m)	102 EUR
Benchmark	S&P 500

Market data

Bid (Bid size)	-
Ask (Ask size)	-
Open	12.00 EUR
High	12.00 EUR
Low	12.00 EUR
Close (prev. day)	11.70 EUR
VWAP	11.60 EUR
Volume (pcs)	0
Trading volume	0.00
Number of trades	2
Last size	0

Performance and Risk

	6m	1Y	3Y
Perf (%)	+0.00%	+6.19%	-35.00%
Perf (abs.)	+0.00	+0.70	-6.46
Beta	0.38	0.24	0.15
Volatility	23.76	25.12	26.58

5Y



Information about previous performance does not guarantee future performance.
Source: FactSet

Price data

Ø price 5 days Ø volume 5 days (pcs.)	11.68 EUR (0)
Ø price 30 days Ø volume 30 days (pcs.)	12.34 EUR (17)
Ø price 100 days Ø volume 100 days (pcs.)	11.94 EUR (15)
Ø price 250 days Ø volume 250 days (pcs.)	11.88 EUR (7)
YTD High date	14.40 EUR (2024/01/03)
YTD Low date	11.30 EUR (2024/08/13)
52 Weeks High date	14.40 EUR (2024/01/03)
52 Weeks Low date	10.50 EUR (2023/11/14)

Arbitrage views

Exchange	Date	Time	Price	Trading volume (mio.)	Number of trades
Nasdaq	2024/08/16	22:00	13.94 USD	0.05	132
Frankfurt	2024/08/16	08:04	12.00 EUR	0.00	2

Company profile

Company Logo



Company Profile

-

Contact Details

EAGLE BANCORP

--

Telefon: -

Fax: -

E-mail: -