

## AQUABOUNTY TECHNOLOGIES INC.

ISIN: **US03842K3095** WKN: **03842K309**

## Overview

2023/10/13 19:30:44

Price  
3.862 EURDifference  -7.07% (-0.29)

## General attributes

ISIN	US03842K3095
Symbol	AQB
Exchange	Duesseldorf
Currency	EUR
Sector	Chemical / Pharmaceutical / Health
Security type	Stock
Market cap (m)	4 EUR
Benchmark	S&P 500

## Market data

Bid (Bid size)	-
Ask (Ask size)	-
Open	4.18 EUR
High	4.188 EUR
Low	3.862 EUR
Close (prev. day)	4.156 EUR
VWAP	-
Volume (pcs)	0
Trading volume	0.00
Number of trades	5
Last size	0

## Futures and Options







Related Futures	-
Related Options	-

5Y



Information about previous performance does not guarantee future performance.  
Source: FactSet

## Recent research

on sector		on market	
Date		Headline	Download
2024/09/27		Global Equity Ratings	
2024/09/11		Global Equity Ratings	
2024/09/05		Global Equity Ratings	
2024/08/12		Global Equity Ratings	
2024/07/24		Global Equity Ratings	

## Details

2023/10/13 19:30:44

## Price

3.862 EUR

Difference  -7.07% (-0.29)

## General attributes

ISIN	US03842K3095
Symbol	AQB
Exchange	Duesseldorf
Currency	EUR
Sector	Chemical / Pharmaceutical / Health
Security type	Stock
Market cap (m)	4 EUR
Benchmark	S&P 500

## Market data

Bid (Bid size)	-
Ask (Ask size)	-
Open	4.18 EUR
High	4.188 EUR
Low	3.862 EUR
Close (prev. day)	4.156 EUR
VWAP	-
Volume (pcs)	0
Trading volume	0.00
Number of trades	5
Last size	0

## Performance and Risk

	6m	1Y	3Y
Perf (%)	-63.60%	-68.29%	-
Perf (abs.)	-0.34	-0.42	-
Beta	0.50	1.08	1.18
Volatility	61.23	65.32	-

5Y



Information about previous performance does not guarantee future performance.

Source: FactSet

## Price data

Ø price 5 days   Ø volume 5 days (pcs.)	0.213 EUR (0)
Ø price 30 days   Ø volume 30 days (pcs.)	0.221 EUR (0)
Ø price 100 days   Ø volume 100 days (pcs.)	0.283 EUR (0)
Ø price 250 days   Ø volume 250 days (pcs.)	0.501 EUR (5)
YTD High   date	1.071 EUR (2023/02/03)
YTD Low   date	0.193 EUR (2023/10/13)
52 Weeks High   date	1.071 EUR (2023/02/03)
52 Weeks Low   date	0.193 EUR (2023/10/13)

## Arbitrage views

Exchange	Date	Time	Price	Trading volume (mio.)	Number of trades
Stuttgart	-	-	-	0.00	-
Nasdaq	2024/10/18	21:59	1.20 USD	0.02	203
Munich	2024/10/18	08:01	1.05 EUR	0.00	1
Frankfurt	2023/10/18	15:40	3.3995 EUR	0.00	2
Duesseldorf	2023/10/13	19:30	3.862 EUR	0.00	5

Berlin

2024/10/  
18

21:40 1.09 EUR 0.00

13

## Company profile

### Company Logo

AquaBounty

### Company Profile

-

### Contact Details

AQUABOUNTY TECHNOLOGIES

--

Mill and Main Place, Suite 395 2 01754  
Maynard

Telefon: +1 (978) 648-6000

Fax: -

E-mail: [info@aquabounty.com](mailto:info@aquabounty.com)