

4D MOLECULAR THERAPEUTICS INC COM USD0.0001

ISIN: US35104E1001 WKN: 35104E100

Overview

2024/04/24 18:11:54

Price

24.64 USD

Difference  -0.69% (-0.17)

General attributes

ISIN	US35104E1001
Symbol	FDMT
Exchange	Nasdaq
Currency	USD
Sector	-
Security type	Stock
Market cap (m)	1,185 EUR
Benchmark	S&P 500

Market data

Bid (Bid size)	24.60 USD (400)
Ask (Ask size)	24.68 USD (400)
Open	25.19 USD
High	25.38 USD
Low	24.45 USD
Close (prev. day)	24.81 USD
VWAP	24.9472 USD
Volume (pcs)	81,166
Trading volume	2,024,293.96
Number of trades	1,814
Last size	100

Futures and Options









Related Futures	-
Related Options	-

5Y



Information about previous performance does not guarantee future performance.
Source: FactSet

Recent research

on market			
Date		Headline	Download
2024/04/03		Global Equity Ratings	
2024/03/26		Global Strategy 2Q 2024	
2024/03/13		Global Equity Ratings	
2024/02/22		Global Equity Ratings	
2024/02/14		Global Equity Ratings	

Details

2024/04/24 18:11:54

Price

24.64 USD

Difference ▼ -0.69% (-0.17)

General attributes

ISIN	US35104E1001
Symbol	FDMT
Exchange	Nasdaq
Currency	USD
Sector	-
Security type	Stock
Market cap (m)	1,185 EUR
Benchmark	S&P 500

Market data

Bid (Bid size)	24.60 USD (400)
Ask (Ask size)	24.68 USD (400)
Open	25.19 USD
High	25.38 USD
Low	24.45 USD
Close (prev. day)	24.81 USD
VWAP	24.9472 USD
Volume (pcs)	81,166
Trading volume	2,024,293.96
Number of trades	1,814
Last size	100

Performance and Risk

	6m	1Y	3Y
Perf (%)	+147.90%	+13.66%	-27.20%
Perf (abs.)	+14.79	+2.98	-9.26
Beta	1.58	0.78	1.27
Volatility	111.94	91.97	86.05

5Y



Information about previous performance does not guarantee future performance.
Source: FactSet

Price data

Ø price 5 days Ø volume 5 days (pcs.)	25.30 USD (524,383)
Ø price 30 days Ø volume 30 days (pcs.)	29.22 USD (686,161)
Ø price 100 days Ø volume 100 days (pcs.)	23.86 USD (918,069)
Ø price 250 days Ø volume 250 days (pcs.)	19.02 USD (623,487)
YTD High date	36.25 USD (2024/03/27)
YTD Low date	16.64 USD (2024/01/19)
52 Weeks High date	36.25 USD (2024/03/27)
52 Weeks Low date	9.44 USD (2023/10/17)

All listings for 4D MOLECULAR THERAPEUTICS INC COM USD0.0001

Exchange	Date	Time	Price	Trading volume (mio.)	Number of trades
Nasdaq	2024/04/24	18:11	24.64 USD	2.02	1,814

Company profile

Company Logo

Company Profile

Contact Details

4D MOLECULAR THERAPEUTICS INC.

--

Telefon: -

Fax: -

E-mail: -