

NASDAQ 100 (NQ) - CMG (ELECTRONIC)/20220318

2022/01/18 11:15:04

Price
15,338.00 USD

Difference  -1.42% (-221.25)

General attributes

Symbol	NQH22
Exchange	Chicago Mercantile Exchange - Globex
Currency	USD
Security type	Future
Underlying	NASDAQ 100
Maturity	03-2022
Contract size	1

Market data

Bid (Bid size)	15,338.00 USD (1)
Ask (Ask size)	15,339.00 USD (3)
Open	15,562.00 USD
High	15,603.25 USD
Low	15,270.00 USD
Close (prev. day)	15,559.25 USD
Underlying	NASDAQ 100
Underlying price (date)	15,611.5940 (22/01/14)
Settlement price (date)	15,595.75 (22/01/14)
Open Interest	231,505

Performance and Risk

	6m	1Y	3Y
Perf (%)	+6.17%	+21.95%	-
Perf (abs.)	+903.75	+2,800.50	-
Beta	-	-	-
Volatility	16.89	18.77	18.55

Futures and Options

Related Futures	-
Related Options	-

5Y












Information about previous performance does not guarantee future performance.
Source: FactSet

Price data

Ø price 5 days Ø volume 5 days (pcs.)	15,672.70 USD (605,009)
Ø price 30 days Ø volume 30 days (pcs.)	16,039.74 USD (506,958)
Ø price 100 days Ø volume 100 days (pcs.)	15,721.99 USD (152,839)
Ø price 250 days Ø volume 250 days (pcs.)	14,624.37 USD (61,139)
YTD High date	16,564.00 USD (2022/01/04)
YTD Low date	15,152.50 USD (2022/01/10)
52 Weeks High date	16,768.00 USD (2021/11/22)
52 Weeks Low date	12,263.50 USD (2021/03/08)

Recent Research

on market		
Date	Headline	Download
2022/01/17	 Global Equity Ratings	
2022/01/14	 Week Ahead	
2022/01/11	 Climate policy gains economic importance	
2022/01/10	 Global Strategy 1Q 2022	
2022/01/07	 Week Ahead	