

LONGFOR GROUP HOLDINGS LTD.

15 minutes delayed

ISIN: **KYG5635P1090**

WKN: -

Overview

2024/04/26 10:08:20 15 minutes delayed

Price

11.00 HKD

Difference  12.24% (1.20)

General attributes

ISIN KYG5635P1090

Symbol 960

Exchange Hong Kong Stock Exchange

Currency HKD

Sector Other

Security type Stock

Market cap (m) 8,864 EUR

Benchmark MSCI WORLD INDEX (STRD, UHD)

Market data

Bid (Bid size) -

Ask (Ask size) -

Open 9.89 HKD

High 11.16 HKD

Low 9.89 HKD

Close (prev. day) 9.80 HKD

VWAP 10.737374 HKD

Volume (pcs) -

Trading volume -

Number of trades -

Last size -

Futures and Options

Related Futures -

Related Options -

5Y













Information about previous performance does not guarantee future performance.

Source: FactSet

Recent research

on sector

Date	Headline	Download
2024/04/26	 Global Equity Ratings	
2024/04/03	 Global Equity Ratings	
2024/03/13	 Global Equity Ratings	
2024/02/22	 Global Equity Ratings	
2024/02/14	 Global Equity Ratings	

Details

2024/04/26 10:08:20 15 minutes delayed

Price

11.00 HKD

Difference ▲ 12.24% (1.20)

General attributes

ISIN	KYG5635P1090
Symbol	960
Exchange	Hong Kong Stock Exchange
Currency	HKD
Sector	Other
Security type	Stock
Market cap (m)	8,864 EUR
Benchmark	MSCI WORLD INDEX (STRD, UHD)

Market data

Bid (Bid size)	-
Ask (Ask size)	-
Open	9.89 HKD
High	11.16 HKD
Low	9.89 HKD
Close (prev. day)	9.80 HKD
VWAP	10.737374 HKD
Volume (pcs)	-
Trading volume	-
Number of trades	-
Last size	-

Performance and Risk

	6m	1Y	3Y
Perf (%)	-2.65%	-49.07%	-77.44%
Perf (abs.)	-0.30	-10.60	-37.75
Beta	1.29	1.43	0.39
Volatility	68.90	68.55	68.19

5Y



Information about previous performance does not guarantee future performance.
Source: FactSet

Price data

Ø price 5 days Ø volume 5 days (pcs.)	9.76 HKD (-)
Ø price 30 days Ø volume 30 days (pcs.)	10.12 HKD (-)
Ø price 100 days Ø volume 100 days (pcs.)	10.43 HKD (-)
Ø price 250 days Ø volume 250 days (pcs.)	13.98 HKD (-)
YTD High date	12.60 HKD (2024/01/02)
YTD Low date	7.86 HKD (2024/01/22)
52 Weeks High date	23.65 HKD (2023/07/31)
52 Weeks Low date	7.86 HKD (2024/01/22)

All listings for LONGFOR GROUP HOLDINGS LTD.

Exchange	Date	Time	Price	Trading volume (mio.)	Number of trades
Tradegate	2024/04/26	22:26	1.315 EUR	0.00	1
Stuttgart	2024/04/26	10:33	1.282 EUR	0.00	5
Munich	2024/04/26	08:11	1.281 EUR	0.00	2
Hong Kong Stock Exchange	2024/04/26	10:08	11.00 HKD	-	-
Frankfurt	2024/04/26	09:28	1.213 EUR	0.00	2

	26					
FINRA other OTC Issues	2024/04/12	15:30	1.2599 USD	0.00		4
Duesseldorf	2024/04/26	19:30	1.2885 EUR	0.00		6
Berlin	2024/04/26	08:08	1.2835 EUR	0.00		2

Company profile

Company Logo



Company Profile

-

Contact Details

LONGFOR GROUP HOLDINGS

--

Telefon: -

Fax: -

E-mail: -