

LONGFOR GROUP HOLDINGS LTD.

15 minutes delayed

ISIN: **KYG5635P1090** WKN: -

Overview

2022/12/09 09:08:07 15 minutes delayed

Price

29.50 HKD

Difference  18.47% (4.60)

General attributes

ISIN	KYG5635P1090
Symbol	960
Exchange	Hong Kong Stock Exchange
Currency	HKD
Sector	Other
Security type	Stock
Market cap (m)	22,554 EUR
Benchmark	MSCI WORLD INDEX (STRD, UHD)

Market data

Bid (Bid size)	-
Ask (Ask size)	-
Open	24.50 HKD
High	29.80 HKD
Low	24.50 HKD
Close (prev. day)	24.90 HKD
VWAP	27.553684 HKD
Volume (pcs)	-
Trading volume	-
Number of trades	-
Last size	-

Futures and Options

Related Futures	-
Related Options	-











5Y



Information about previous performance does not guarantee future performance.
Source: FactSet

Recent research

on sector

Date		Headline	Download
2022/11/28		Global Equity Ratings	
2022/11/18		Global Equity Ratings	
2022/10/31		Global Equity Ratings	
2022/10/05		Global Equity Ratings	
2022/10/03		České shrnutí reportu na COLT CZ	

Details

2022/12/09 09:08:07 15 minutes delayed

Price

29.50 HKD

Difference ▲ 18.47% (4.60)

General attributes

ISIN	KYG5635P1090
Symbol	960
Exchange	Hong Kong Stock Exchange
Currency	HKD
Sector	Other
Security type	Stock
Market cap (m)	22,554 EUR
Benchmark	MSCI WORLD INDEX (STRD, UHD)

Market data

Bid (Bid size)	-
Ask (Ask size)	-
Open	24.50 HKD
High	29.80 HKD
Low	24.50 HKD
Close (prev. day)	24.90 HKD
VWAP	27.553684 HKD
Volume (pcs)	-
Trading volume	-
Number of trades	-
Last size	-

Performance and Risk

	6m	1Y	3Y
Perf (%)	-19.18%	-27.61%	-9.51%
Perf (abs.)	-7.00	-11.25	-3.10
Beta	0.09	0.16	0.35
Volatility	105.21	84.53	57.74

5Y



Information about previous performance does not guarantee future performance.
Source: FactSet

Price data

Ø price 5 days Ø volume 5 days (pcs.)	25.89 HKD (-)
Ø price 30 days Ø volume 30 days (pcs.)	19.24 HKD (-)
Ø price 100 days Ø volume 100 days (pcs.)	22.50 HKD (-)
Ø price 250 days Ø volume 250 days (pcs.)	32.32 HKD (-)
YTD High date	47.75 HKD (2022/02/11)
YTD Low date	7.26 HKD (2022/10/31)
52 Weeks High date	47.75 HKD (2022/02/11)
52 Weeks Low date	7.26 HKD (2022/10/31)

All listings for LONGFOR GROUP HOLDINGS LTD.

Exchange 📍	Date	Time	Price	Trading volume (mio.)	Number of trades
Tradegate	2022/12/09	16:44	3.58 EUR	0.02	7
Stuttgart	2022/12/09	15:33	3.50 EUR	0.02	5
Munich	2022/12/09	08:04	3.30 EUR	0.00	1
Hong Kong Stock Exchange	2022/12/09	09:08	29.50 HKD	-	-
Frankfurt	2022/12/09	17:00	3.48 EUR	0.00	6

	09					
FINRA other OTC Issues	2022/12/ 09	15:55	3.72 USD	0.04		2
Duesseldorf	2022/12/ 09	18:00	3.36 EUR	0.00		8
Berlin	2022/12/ 09	08:08	3.42 EUR	0.00		1

Company profile

Company Logo



Company Profile

-

Contact Details

LONGFOR GROUP HOLDINGS

--

Telefon: -

Fax: -

E-mail: -