

CAPSTONE COPPER CO

ISIN: CA14071L1085 WKN: -

Overview

2024/06/28 22:26:52

Price

6.626 EUR

Difference  -0.51% (-0.03)

General attributes

ISIN	CA14071L1085
Symbol	CS
Exchange	Tradegate
Currency	EUR
Sector	Energy / Commodities
Security type	Stock
Market cap (m)	5,023 EUR
Benchmark	S&P/TSX 60 INDEX

Market data

Bid (Bid size)	6.554 EUR (1,000)
Ask (Ask size)	6.698 EUR (1,000)
Open	6.722 EUR
High	6.75 EUR
Low	6.722 EUR
Close (prev. day)	6.66 EUR
VWAP	6.73756 EUR
Volume (pcs)	450
Trading volume	3,031.90
Number of trades	2
Last size	-

Futures and Options










Related Futures	-
Related Options	-

5Y



Information about previous performance does not guarantee future performance.
Source: FactSet

Recent research

on sector		
Date	Headline	Download
2024/06/28	 Akciové trhy - denní zpráva	
2024/06/27	 Akciové trhy - denní zpráva	
2024/06/26	 Akciové trhy - denní zpráva	
2024/06/25	 Akciové trhy - denní zpráva	
2024/06/24	 Akciové trhy - denní zpráva	

Details

2024/06/28 22:26:52

Price

6.626 EUR

Difference ▼ -0.51% (-0.03)

General attributes

ISIN	CA14071L1085
Symbol	CS
Exchange	Tradegate
Currency	EUR
Sector	Energy / Commodities
Security type	Stock
Market cap (m)	5,023 EUR
Benchmark	S&P/TSX 60 INDEX

Market data

Bid (Bid size)	6.554 EUR (1,000)
Ask (Ask size)	6.698 EUR (1,000)
Open	6.722 EUR
High	6.75 EUR
Low	6.722 EUR
Close (prev. day)	6.66 EUR
VWAP	6.73756 EUR
Volume (pcs)	450
Trading volume	3,031.90
Number of trades	2
Last size	-

Performance and Risk

	6m	1Y	3Y
Perf (%)	+51.35%	+63.83%	+91.22%
Perf (abs.)	+2.29	+2.63	+3.22
Beta	1.79	1.95	2.23
Volatility	46.32	45.10	56.71

5Y



Information about previous performance does not guarantee future performance.
Source: FactSet

Price data

Ø price 5 days Ø volume 5 days (pcs.)	6.648 EUR (1,801)
Ø price 30 days Ø volume 30 days (pcs.)	6.552 EUR (4,102)
Ø price 100 days Ø volume 100 days (pcs.)	6.015 EUR (4,453)
Ø price 250 days Ø volume 250 days (pcs.)	4.826 EUR (2,985)
YTD High date	7.732 EUR (2024/05/21)
YTD Low date	4.080 EUR (2024/01/19)
52 Weeks High date	7.732 EUR (2024/05/21)
52 Weeks Low date	3.000 EUR (2023/11/10)

All listings for CAPSTONE COPPER CO

Exchange	Date	Time	Price	Trading volume (mio.)	Number of trades
Tradegate	2024/06/28	22:26	6.626 EUR	0.00	2
Toronto Stock Exchange	2024/06/28	22:00	9.70 CAD	15.05	5,487
Stuttgart	2024/06/28	16:46	6.664 EUR	0.00	9
Munich	2024/06/28	08:04	6.63 EUR	0.00	1
Frankfurt	2024/06/28	09:59	6.492 EUR	0.00	4

	28					
FINRA other OTC Issues	2024/06/28	21:49	7.11 USD	2.61		58
Duesseldorf	2024/06/28	19:32	6.582 EUR	0.00		7
Berlin	2024/06/28	08:08	6.588 EUR	0.00		3

Company profile

Company Logo



Contact Details

CAPSTONE COPPER

--

Suite 900, West Hastings Street 999 V6C
2W2 Vancouver, BC

Telefon: +1 604 684 8894

Fax: +1 604 688 2180

E-mail: info@capstonemining.com

Company Profile

-

Members of Management Board

Darren M. Pylot	Chairman of Managing Board
Abel Gonzalez Vargas	Member of Executive Committee
Albert Garcia III	Member of Executive Committee
Brad J. Mercer	Member of Executive Committee
Jason P. Howe	Member of Executive Committee
Jerrold Annett	Member of Executive Committee
Mike Wickersham	Member of Executive Committee
Raman Randhawa	Member of Executive Committee
Wendy A. King	Member of Executive Committee

Board of directors

George Brack	Chairman of Supervisory Board
Anne Giardini	Member of Supervisory Board
Dale Peniuk	Member of Supervisory Board
Peter Meredith	Member of Supervisory Board
Robert Gallagher	Member of Supervisory Board