

CITIGROUP INC. FUTURE (CITG) - EUX/202312

2023/06/02 18:31:11

Price
46.4771 USDDifference  2.02% (0.92)

General attributes

Symbol	CITGZ23
Exchange	Eurex
Currency	USD
Security type	Future
Underlying	CITIGROUP INC
Maturity	12-2023
Contract size	100

Market data

Bid (Bid size)	- USD (-)
Ask (Ask size)	- USD (-)
Open	46.4771 USD
High	46.4771 USD
Low	46.4771 USD
Close (prev. day)	45.5568 USD
Underlying	CITIGROUP INC
Underlying price (date)	46.32 (23/06/02)
Settlement price (date)	46.48 (23/06/02)
Open Interest	0

Performance and Risk

	6m	1Y	3Y
Perf (%)	-1.70%	-8.81%	-
Perf (abs.)	-0.81	-4.49	-
Beta	-	-	-
Volatility	33.81	34.83	33.81

Futures and Options

Related Futures	-
Related Options	-

5Y












Information about previous performance does not guarantee future performance.
Source: FactSet

Price data

Ø price 5 days Ø volume 5 days (pcs.)	45.0968 USD (0)
Ø price 30 days Ø volume 30 days (pcs.)	46.1931 USD (0)
Ø price 100 days Ø volume 100 days (pcs.)	48.3199 USD (0)
Ø price 250 days Ø volume 250 days (pcs.)	47.5456 USD (0)
YTD High date	53.2867 USD (2023/02/02)
YTD Low date	42.4876 USD (2023/03/24)
52 Weeks High date	53.9258 USD (2022/08/16)
52 Weeks Low date	40.4366 USD (2022/10/12)

Recent Research

on underlying	on sector	on market	
Date		Headline	Download
2023/06/01		Global Equity Ratings	
2023/05/24		Global Equity Ratings	
2023/05/03		Global Equity Ratings	
2023/04/25		Global Equity Ratings	
2023/03/28		Global Equity Ratings	