

COSTCO WHOLESALE CORP. FUTURE (COSF) - EUX/202312

2023/10/03 19:02:44

Price
572.0543 USDDifference  -0.56% (-3.21)

General attributes

Symbol	COSFZ23
Exchange	Eurex
Currency	USD
Security type	Future
Underlying	COSTCO WHOLESALE CORP
Maturity	12-2023
Contract size	100

Market data

Bid (Bid size)	- USD (-)
Ask (Ask size)	- USD (-)
Open	572.0543 USD
High	572.0543 USD
Low	572.0543 USD
Close (prev. day)	575.2633 USD
Underlying	COSTCO WHOLESALE CORP
Underlying price (date)	565.04 (23/10/03)
Settlement price (date)	572.05 (23/10/03)
Open Interest	0

Performance and Risk

	6m	1Y	3Y
Perf (%)	+12.09%	+14.46%	-
Perf (abs.)	+62.06	+72.69	-
Beta	-	-	-
Volatility	15.22	21.29	23.39

Futures and Options

Related Futures	-
Related Options	-

5Y










Information about previous performance does not guarantee future performance.
Source: FactSet

Price data

Ø price 5 days Ø volume 5 days (pcs.)	570.8748 USD (0)
Ø price 30 days Ø volume 30 days (pcs.)	560.0307 USD (0)
Ø price 100 days Ø volume 100 days (pcs.)	549.2403 USD (0)
Ø price 250 days Ø volume 250 days (pcs.)	526.3937 USD (0)
YTD High date	579.3357 USD (2023/07/27)
YTD Low date	468.3130 USD (2023/01/03)
52 Weeks High date	579.3357 USD (2023/07/27)
52 Weeks Low date	468.3130 USD (2023/01/03)

Recent Research

on sector		on market	
Date		Headline	Download
2023/09/29		Global Equity Ratings	
2023/09/08		Global Equity Ratings	
2023/08/22		Global Equity Ratings	
2023/08/17		Global Equity Ratings	
2023/08/09		Global Equity Ratings	